



OPHTHALMIC INSTRUMENTS + IOLs & Consumables **2024**



AFFORDABLE.
RELIABLE. PRECISE.

INTRODUCTION	5-6
IOLs, DISPOSABLE ANTERIOR INSTRUMENTS, AND CONSUMABLES	9-25
NEW	27-34
REUSABLE ANTERIOR INSTRUMENTS	35-130
VITREORETINAL INSTRUMENTS AND CONSUMABLES	131-151
FEATURED SETS	153-166
APPENDIXES	167-186

INTRODUCTION

ABOUT RUMEX	5
HOW TO PLACE AN ORDER	6
WARRANTY, RETURNS & REPLACEMENTS	6

IOLS, DISPOSABLE ANTERIOR INSTRUMENTS, AND CONSUMABLES

IOL IMPLANTATION SOLUTIONS	10
IOLs	11
DISPOSABLE INJECTION SYSTEMS & CARTRIDGES	13
OVDs	14
DISPOSABLE KNIVES	16
DISPOSABLE INSTRUMENTS	18
MANI OPHTHALMIC SUTURES	21
DISPOSABLE CANNULAS	22

NEW PRODUCTS

REUSABLE ANTERIOR INSTRUMENTS

BLADE HOLDERS	36
CALIPERS & GAUGES	37
MARKERS	39
A VARIETY OF CAPSULORHEXIS FORCEPS	45
FORCEPS	47
CROSS-ACTION CAPSULORHEXIS FORCEPS	51
IOL REMOVING INSTRUMENTS	64
HOOKS	72
DIAMOND KNIVES	75
SAPPHIRE KNIVES	78
PRECHOPPERS	80
CHOPPERS	81
IRRIGATION/ASPIRATION HANDPIECES	86
NEEDLE HOLDERS	88
PROBES	90
RETRACTORS	91
SCISSORS	93
SPATULAS	99
SPECULUMS	109
CANNULAS	114
ALGERBRUSH INSTRUMENTS	120
EYE CAUTERIES	121
FIXATION RINGS	121

INJECTORS	121
LENS LOOPS	122
LID PLATES	122
PUNCHES & RONGEURS	122
SCLERAL DEPRESSORS	123
SPOONS & CURETTES	123
SURGICAL MALLETS & CHISELS	124
NASAL SPECULUMS	124
TRABECULOTOMES	124
TREPHINES	124
LASEK/LASIK INSTRUMENTS	125
STERILIZATION TRAYS	128

VITREORETINAL INSTRUMENTS AND CONSUMABLES

REUSABLE INSTRUMENTS	132
A VARIETY OF OPTIONS FOR VITREORETINAL SURGERY	132
HANDLES FOR VITREORETINAL INSTRUMENTS	134
VITREORETINAL INSTRUMENT TIPS	135
SCISSORS	136
FORCEPS	137
MEMBRANE INSTRUMENTS	140
ONE-PIECE VITREORETINAL INSTRUMENTS WITH FLUSHING SYSTEM	143
TWO STEP TROCAR SYSTEMS	144
DISPOSABLE INSTRUMENTS	145
ONE-PIECE SCISSORS & FORCEPS	145
DIAMOND DUSTED ILM ELEVATORS	146
ONE STEP TROCAR SYSTEMS	147
BACKFLUSH INSTRUMENTS	148
BACKFLUSH HANDLES & RESERVOIRS	148
VITREORETINAL CANNULAS	149
SILICONE OIL & INFUSION SYSTEMS	150

FEATURED SETS

PHACOEMULSIFICATION SET	154
BIMANUAL MICROPHACO (MICS) SET	155
FEMTOSECOND CATARACT SET	155
EXTRA CAPSULAR CATARACT EXTRACTION (ECCE) SET	156
SMILE SET	157
LRI SET	157
ICL SET	158
ICRS SET	158
DALK SET	159
DSEK, DSAEK, DMEK SET	159
GLAUCOMA SET	160

PTERYGIUM SET	161
LACRIMAL SET	162
LID SET	163
MUSCLE SET	164
VITREORETINAL REUSABLE SET, TWO-PIECE, 23 GA	165
VITREORETINAL DISPOSABLE SET, 23 GA	165
VITREORETINAL REUSABLE SET, TWO-PIECE, 25 GA	166
VITREORETINAL DISPOSABLE SET, 25 GA	166

APPENDIXES

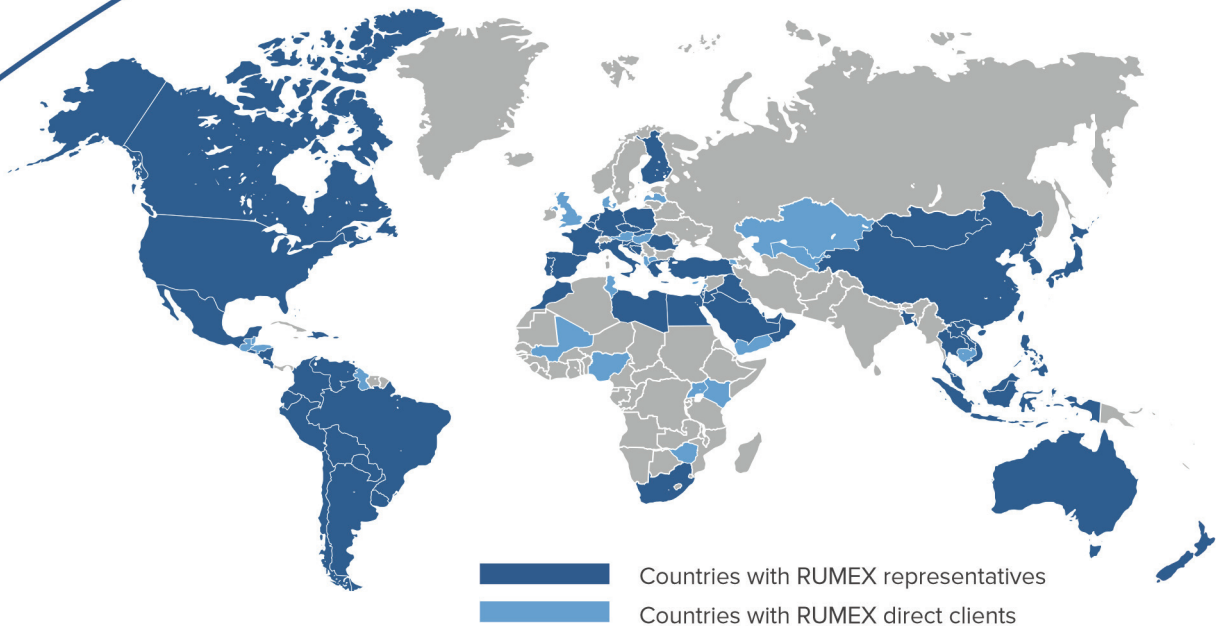
GENERAL INSTRUCTIONS FOR CARE, CLEANING & STERILIZATION	168
HANDLING OF DIAMOND KNIVES	174
HANDLING OF VITREORETINAL AND MICROINCISIONAL INSTRUMENTS	176
ABBREVIATIONS	178
INDEX	179
CERTIFICATES	186



30 YEARS OF SUCCESS



Doctors in more than 100 countries choose RUMEX



Over **2000** products in RUMEX range

HOW TO PLACE AN ORDER

All orders can be easily placed and paid online according to your shipping location, either directly via one of the RUMEX online stores or through your local RUMEX representatives.

If your shipping country is the USA, you are welcome to order at rumex.us.

If your shipping country is within Europe, please visit rumex.eu to make your order.

For other regions visit rumex.com and find your local RUMEX representative.

Pricing

The prices are determined automatically by your location. The pricing policy may vary from region to region. Please contact your local distributor for the current prices.

Shipping

We provide retail customers with two delivery options: via local distributor or by direct shipment from our warehouses. Purchasing with our company is simple and convenient. Processing orders quickly and efficiently is a matter of primary importance to us!

WARRANTY, RETURNS & REPLACEMENTS

Warranty conditions

RUMEX provides a lifetime warranty against any manufacturing or material defects for all instruments. In case of breakdown, we will undertake a due expert analysis and if the defect was not caused by improper handling or misuse, we will either provide you with a 100% compensation or exchange the defective instrument for free.

In some cases when instruments are improperly used or mishandled, this may lead to the occurrence of non-manufacturing defects, which are not covered by the RUMEX lifetime warranty. To avoid such cases please carefully read and always follow our Care and Sterilization instructions or consult our customer service for proper handling instructions.

Returns and replacements

Please check the products immediately upon receipt, all claims (related to product appearance, count, package, etc.) shall be accepted within 10 business days of delivery. Products that passed through the initial inspection can be returned within 30 days at no charge in their original undamaged condition. Any instrument returned within 30–60 days of shipment is subject to 10% restocking charge. No returns are accepted after 60 days.

To return or replace an instrument please fill out the RMA form and send the paper copy by post together with the instrument. To get the RMA form, please contact the customer service department.

To obtain a Return Authorization Number prior to returning instruments, please call the customer service department +1 727 535 9600 (for USA, Canada), +371 6616 3182 (for Europe, Asia, Africa, Latin America).

All used instruments are to be properly cleaned and sterilized before returning and shipping. Customers will be credited for the costs of the instruments but will be responsible for all freight charges for the original order. Refunds are available only as credit towards future purchases. Disposable (sterile) products, instruments damaged beyond repair and custom orders are not subject to return or replacement.

Repairs

If you require the repair of an instrument, we will be glad to offer you the service at a reasonable price. Please contact the RUMEX customer service team for details.

POPULAR

SKU preferred by the majority of customers

NEW

Recently introduced into the product range of RUMEX International Co.



Disposable instruments



Available in a single-use edition



Available in Stainless Steel

**DON'T FORGET
TO BUY**

Frequently bought together



Quantity in the box



With Locking Mechanism


IOLs, DISPOSABLE INSTRUMENTS, AND CONSUMABLES

IOL IMPLANTATION SOLUTIONS	10
IOLs	11
DISPOSABLE INJECTION SYSTEMS AND CARTRIDGES	13
OVDs	14
DISPOSABLE KNIVES	16
DISPOSABLE INSTRUMENTS	18
MANI OPHTHALMIC SUTURES	21
DISPOSABLE CANNULAS	22

IOL IMPLANTATION SOLUTIONS

STEP 1. CHOOSE IOL AND DELIVERY SYSTEM

PRELOADED IOL+ DELIVERY SYSTEM



AquaFree Yellow Preloaded



**Disposable Accuject™
Injector**

FEATURES:

- Fast injection
- Ready-to-use option

OR

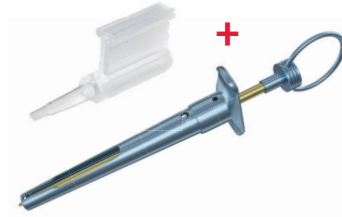
NON-PRELOADED IOL



**AquaFree Yellow
Aspheric Hydrophobic**

+

DELIVERY SYSTEM



**Single-Use Cartridge
CAT-22* +
Reusable IOL Injector 16-2853**

FEATURES:

- Money-wise solution
- Flexibility in choosing the IOL

* for 2.2mm incision.

Other sizes are available, see p.13.

OR



**VE2200
Disposable IOL Injector****

FEATURES:

- Single-use option
- Flexibility in choosing the IOL

STEP 2. ADD OVD

DISPERSIVE

**SUPREME
HPMC 2%**

BEST FOR:

- Coating the surgical instruments
- Endothelium protection

AND/OR


COHESIVE

**SMARTVISC
Sodium Hyaluronate 1.6%**

**SMARTVISC PLUS
Sodium Hyaluronate 3%**

BEST FOR:

- Keeping the empty capsular bag open for IOL insertion
- Flattening the anterior capsule to facilitate capsulorhexis creation



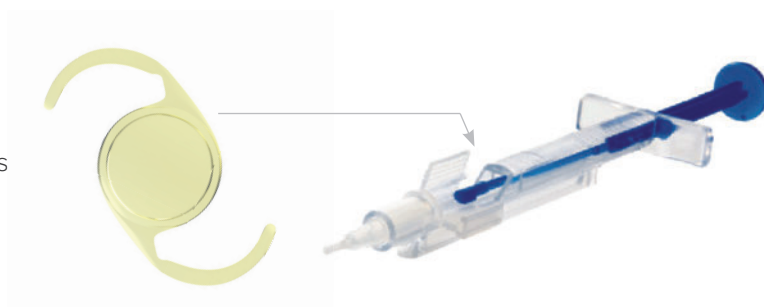
** Limited availability, please contact sales team for details

Product design and/or features that do not influence its functionality and main parameters are subject to change

IOLs

HYDROPHOBIC IOLs*

Foldable aspheric monofocal one-piece IOLs



	AquaFree Yellow Aspheric Hydrophobic	AquaFree Yellow Preloaded
Min. incision size		2.2 mm
Overall diameter		13.0 mm
Optic diameter		6.0 mm
Power range		0D to +9D (1D steps) +10D to +30D (0.5D steps)
Self-unfolding		Yes
Water content		<0.5%
Angulation		0°
Material	Natural Yellow Hydrophobic Acrylic	
Optic design	Biconvex, 360° square edge	
Refractive index	1.5	
Abbe number	50	
Nominal A-constant	118.7	
Transition temp. of material	11°C	
Filtration	UV and Blue Light (400-475 nm)	
AC-depth	5.51	
Shelf life	5 years	

Optimized optical constants

Haigis:			HofferQ:	Holl.1:				Ref.
a0	a1	a2	pACD	sf	SRK/T	SRK II	n	
1.32	0.40	0.10	5.51	1.75	118.9	119.2	190	[304], [332]

Excellent long-term result

- Low chromatic aberration – increased contrast sensitivity, excellent color perception
- UV and Blue Light blocking – better protection of macula
- Extreme double square edge – no risk of secondary cataract development
- No spherical aberrations – minimized glare and unwanted images
- Implantation through a 2.2 mm incision – fast recovery
- Manufactured by the lathe-cut (LC) method – no glistenings

Easy and controlled implantation

- Special surface polishing – a lens does not stick to itself or to the instruments
- Low glass transition temperature – excellent material performance in operating conditions
- Optimal folding and unfolding ability – easy to inject
- Preloaded option available – simple and predictable IOL injection within less than 5 seconds



*Not available in the US

Product design and/or features that do not influence its functionality and main parameters are subject to change

HYDROPHILIC IOLs

**REGISTRATION
RENEWAL**

Hydro-Sense Aspheric & Hydro-Sense Aspheric Yellow

Clear and Natural Yellow aspheric monofocal single-piece hydrophilic acrylic foldable IOLs



- No spherical aberrations – minimized glare and unwanted images
- Angulation 5° – reduced risk of secondary cataract development
- Double square edge – no posterior capsule opacification caused by cellular migration
- Manufactured by the lathe-cut (LC) method – no glistenings

Hydro-Flex PLUS

COMING SOON*

Negative aspheric monofocal single-piece hydrophilic acrylic foldable IOL in a set with an injector




- Provides enhanced contrast sensitivity
- Better performance of visual acuity
- 360° Posterior square edge – reduced risk of PCO**
- Anterior round edged polishing helps to avoid glares
- Dual haptic design ensures better stability and centration

Supplied in a set with a single-use IOL delivery system SmartJect

HYDROPHOBIC IOLs

Eco-Flex Preloaded

Yellow aspheric monofocal single-piece hydrophobic acrylic foldable preloaded IOL



- Filters out UV and harmful blue light – better protection of macula
- 360° Square Edge – mechanical barrier for cell migration, no risk of PCO**
- Low glass transition temperature (8°C) keeps the lens flexible at lower temperatures
- Low refractive index of 1.47 and high Abbe number of 55 ensure better optical clarity and visual performance
- Better adhesiveness to the capsule

Supplied preloaded in a single-use IOL delivery system SmartJect

* Products in the process of development and certification

** Posterior Capsule Opacification

Product design and/or features that do not influence its functionality and main parameters are subject to change

DISPOSABLE INJECTION SYSTEMS, AND CARTRIDGES

**DON'T FORGET
TO BUY**

Disposable IOL Injection System
MEDICEL VISCOJECT™ Eco

VE2200*

STERILE



- Suitable for Hydrophobic and Hydrophilic IOLs
- Push version
- Soft-tip technology for one-piece IOLs
- Incision sizes range from 2.1 mm to 2.8 mm, depending on the operating technique used (fig.1)

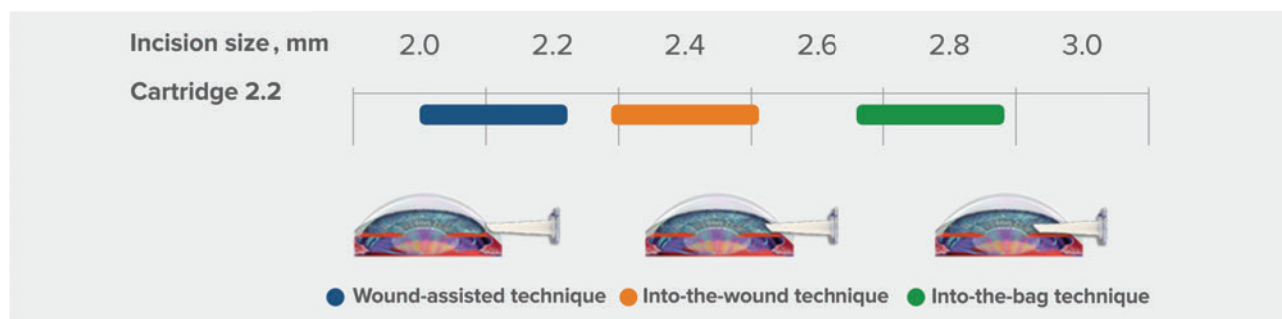


fig.1

Disposable Cartridges for IOL Injector**

To be used with Reusable IOL Injector **16-2853** (page 122)
for foldable one-piece IOLs

CAT-22 for 2.2 mm incision

CAT-24 for 2.4 mm incision

CAT-26 for 2.6 mm incision

STERILE



* Limited availability, please contact sales team for details/Not available in the US

**Not available in Europe

Product design and/or features that do not influence its functionality and main parameters are subject to change

OVDs

SUPREME* Ophthalmic Viscosurgical Device

Supreme is a dispersive viscoelastic solution of low molecular weight, highly purified grade of hydroxypropyl methylcellulose (HPMC) 2%, clear, isotonic, sterile, non-inflammatory and non-pyrogenic in nature. It is used for intraocular injection during anterior segment surgery.

Physico-chemical properties

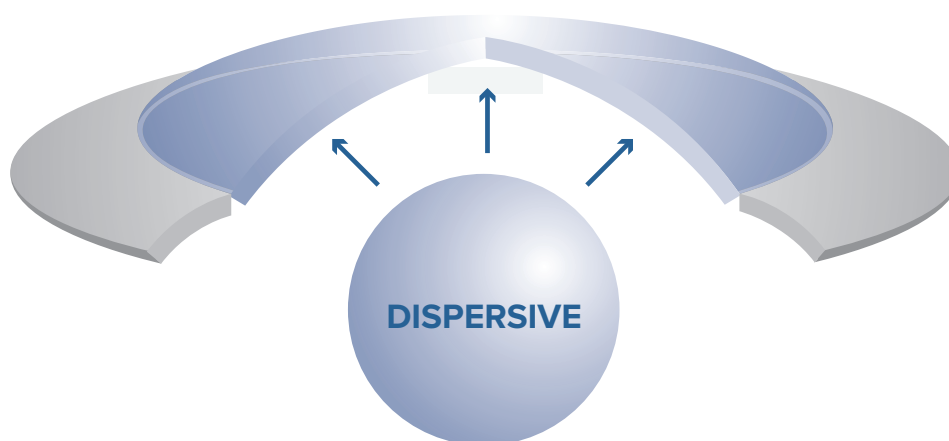
Classification	Dispersive
Composition	HPMC 2%
Molecular weight	86 000 Da
Viscosity	3 000–4 500 cSt
pH	6.0–7.8
Osmolality	250–350 mOsmol/kg
Volume	2 ml
Storage	2–35°C
Shelf Life	3 years

Advantages

- The best endothelial protection
- Easy removal
- Completely transparent
- No refrigeration necessary
- Easy transportation and storage (2–35°C)

Dispersive OVD Supreme is used to:

- Coat ocular structures during cataract surgery: in the initial part, during capsulorhexis and phacoemulsification
- Protect corneal endothelium in the eye where endothelium pathology is suspected



SMARTVISC/SMARTVISC PLUS* Ophthalmic Viscosurgical Device

SmartVisc is a cohesive, sterile, highly purified, non-inflammatory, sodium hyaluronate viscoelastic solution with high molecular weight. It is used to keep the anterior chamber formed, to keep the anterior capsule flat during capsulorhexis creation, to move and manipulate iris or other tissues and to keep the empty capsular bag open for IOL insertion.

	SmartVisc	SmartVisc PLUS
Classification	Cohesive	
Composition	Sodium Hyaluronate 1.6 %	Sodium Hyaluronate 3.0 %
Molecular weight	1.2–2.0 mDa	1.0–1.8 mDa
Viscosity	approx. 80 000 mPas	approx. 400 000 mPas
Osmolality	270–400 mOsmol/kg	
Storage	2–25°C	
pH	6.8–7.4	
Volume	1 ml	
Shelf Life	3.5 years	

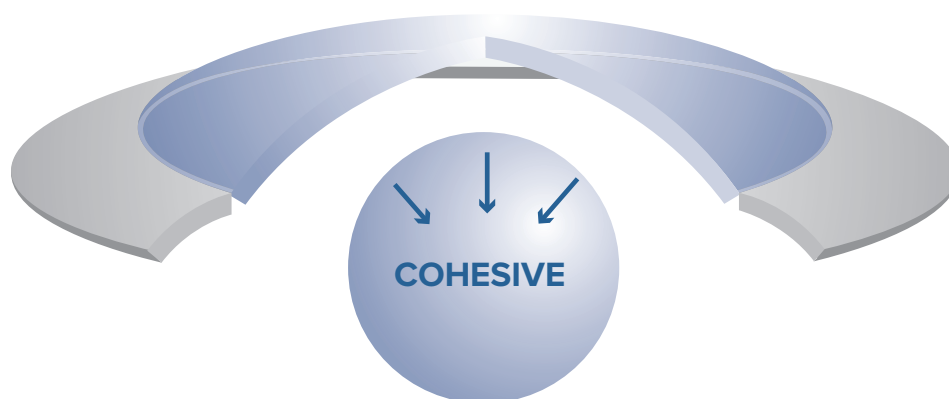


Advantages

- Good maintenance of the anterior chamber and the capsular bag
- Controlled capsulorhexis
- Easy IOL implantation
- Better adhesiveness to the corneal endothelium during phacoemulsification
- Excellent protection against mechanical damages
- No refrigeration necessary
- Ready-to-use

Cohesive OVD SmartVisc is used to:

- Maintain space and pressure in the eye
- Keep the empty capsular bag open for IOL insertion
- Support the anterior chamber and flatten the anterior capsule
- Dilate small pupils
- Dissect areas of adhesion



*Not available in the US

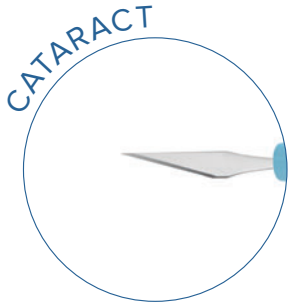
Product design and/or features that do not influence its functionality and main parameters are subject to change

DISPOSABLE KNIVES

Disposable Knives are supplied sterile in a box of 6

STERILE **2** **6** PER BOX


ALL KNIVES ARE EQUIPPED WITH SAFETY LIDS



Side-Port Knives

Initial stab incisions
Straight, double bevel


- SP-15 1.00 mm, 15° **POPULAR**
- SP-30 1.00 mm, 30°
- SP-45 1.00 mm, 45°



Paracentesis Knives

Paracentesis incisions/side-port incisions
Angled, double bevel


- PK-11 1.10 mm



Slit Knives

Scleral tunnel incisions
Angled, single bevel


- SL-22 2.20 mm **POPULAR**
- SL-24 2.40 mm **POPULAR**
- SL-26 2.65 mm
- SL-27 2.75 mm
- SL-28 2.80 mm **POPULAR**
- SL-32 3.20 mm



Trapezoidal Knives

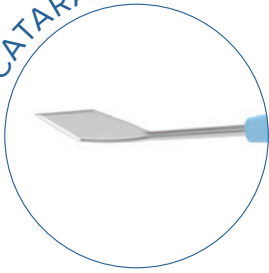
Tunnel incisions
Angled, single bevel

- TR-10 1.20-1.40 mm
- TR-17 1.50-1.70 mm



STERILE  

CATARACT



Clear Corneal Knives

Clear corneal incisions
Angled, double bevel

CC-22 2.20 mm **POPULAR**
CC-24 2.40 mm
CC-26 2.65 mm
CC-27 2.75 mm **POPULAR**
CC-30 3.00 mm

CATARACT

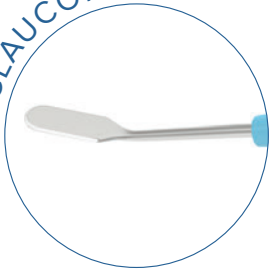


Clear Corneal Knives with Depth Indicators

Tunnel incisions
Angled, double bevel

CCD-22 2.20 mm 1.50, 1.75 mm depth indicators
CCD-24 2.40 mm 1.50, 1.75, 2.00 mm depth indicators
CCD-26 2.65 mm 1.50, 1.75, 2.00 mm depth indicators
CCD-27 2.75 mm 1.50, 1.75, 2.00 mm depth indicators

GLAUCOMA

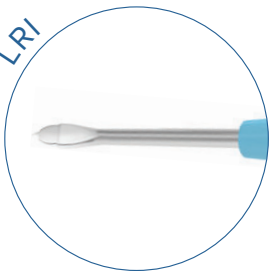


Crescent Knives

Lamellar dissections/scleral tunnel,
flap formation
Angled, single bevel

CR-20 2.00 mm **POPULAR**

LRI




Pre-Set Knives

Groove making/limbal relaxing incisions
Multifacet

PD-60 600 µm Depth

VITREORETINAL



MVR Knives

Posterior segment penetration/side-port incisions
Straight, multifacet

VRS-19 19 Ga
VRS-20 20 Ga **POPULAR**
VRS-23 23 Ga

Angled, multifacet

VRA-19 19 Ga
VRA-20 20 Ga
VRA-23 23 Ga


2803

DISPOSABLE INSTRUMENTS

STERILE **2** **6** PER BOX

All stainless steel disposable instruments are designed for precise manipulations during anterior segment surgeries.

Speculums

Barraquer Wire Speculum

Overall length 40 mm
Sterile, box of 6

14-022D **POPULAR**



Hooks, Choppers, Manipulators

Overall length 120 mm
Sterile, box of 6



Sinskey Hook
Angled
5-032D




Rosen Phaco Chopper
Universal
7-065D **POPULAR**



Lester Lens Manipulator
Angled
5-0331D **POPULAR**



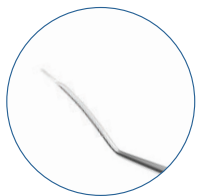
Nagahara Phaco Chopper
RHD
7-063D **POPULAR**



Kuglen Iris Hook
Angled
5-030D



Drysdale Nucleus Manipulator
Universal
7-093D




Spatula for Femtosecond Laser Procedure
20-204D

Forceps

Overall length 104 mm
Sterile, box of 6


STERILE  



Utrata Capsulorhexis Forceps

Cystotome tips
Straight


4-0311D **POPULAR**



Utrata Capsulorhexis Forceps

Cystotome tips
Curved


4-0331D **POPULAR**



Castroviejo Suturing Forceps

0.12 mm


4-0600D **POPULAR**



Bonn-Catalano Corneal Forceps

0.12 mm

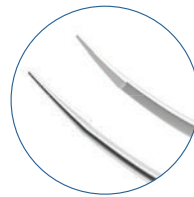
4-0551D



McPherson Tying Forceps

Angled

4-174D **POPULAR**




McPherson Tying Forceps

Curved

4-177D

Scissors

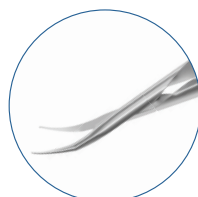
Sterile, box of 6



Castroviejo Universal Corneal Scissors

Blunt tips
Overall length 106 mm

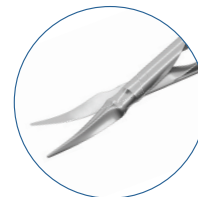
11-012D



Westcott Tenotomy Scissors

Blunt tips
Overall length 115 mm

11-040D **POPULAR**



Vannas Capsulotomy Scissors

Sharp tips
Overall length 84 mm

11-052D **POPULAR**



Disposable Set of Irrigation/Aspiration Handpieces

NEW**STERILE****2****5**
PER
BOX

Aspiration



Irrigation

Set of I/A Handpieces for Bimanual Technique*

Disposable

Aspiration – single port 0.35 mm
Irrigation – double port 0.40 mm


Delicate tips allow easy access to all parts of the capsule and may be introduced through any side-port incision.

- Lightweight, color-coded handpieces
- Standard male/female luer connector
- Compatible with Phaco or I/A system

7-0821D 21 Ga 5 sets per box

7-0823D 23 Ga 5 sets per box

Iris Retractors

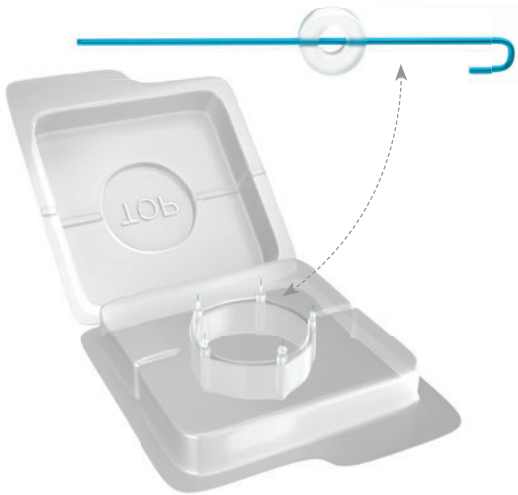


Iris Retractor*

STERILE**6**
PER
BOX

Reusable

Supplied sterile in the autoclavable PTFE container

10-5127 **POPULAR**

Iris Retractor*


Disposable

STERILE**2**

10-5016-1 4 per box

10-5067-1 5 per box

PVA Spears

NEW**STERILE****2****180**
PER
BOX

PVA Spears

Compressed lint-free PVA spears are ideal for controlling and absorbing fluid in and around the orbital area during cataract and refractive procedures

R2-40405*



















*Not available in Europe

Product design and/or features that do not influence its functionality and main parameters are subject to change

MANI OPHTHALMIC SUTURES*



The following list is for reference only.
 The sutures are used depending on the surgeon's techniques and preference.
 The sutures are supplied sterile in a box of 12.

Item Number	Suture		Needle				Main Application	
	Description	Length	Shape	Length	Curve	Diameter		
10-0 Nylon Black Mono Sutures								
22-R1404			30 cm	Trape Spatula	5.5 mm	7/16 (158°)	0.14 mm	Cornea, Scleracornea, Sclera Flap
22-R1410			30 cm	Trape Spatula	7 mm	1/2 (180°)	0.14 mm	Scleracornea
22-R1404S			15 cm	Trape Spatula <i>Single-armed</i>	5.50 mm	7/16 (158°)	0.14 mm	Scleracornea
22-R2002			30 cm	Trape Spatula	6.50 mm	3/8 (135°)	0.20 mm	Scleracornea
5-0 Polyester Green Braided								
22-R3373			45 cm	Dia Spatula	8 mm	1/4 (90°)	0.33 mm	Operations on Vitreous
5-0 Polyester White Braided								
22-R3377			45 cm	Trape Spatula	8 mm	1/4 (90°)	0.33 mm	Operations on Vitreous
6-0 Silk Black Braided Sutures								
22-R3305			45 cm	Reverse Cut	11 mm	3/8 135°	0.33 mm	Skin, Ocular Muscles
22-R2801			45 cm	Trape Spatula	6.5mm	3/8 135°	0.28 mm	Skin, Ocular Muscles
8-0 PGA Absorbable Violet Braided Sutures								
22-R2090			30cm	Trape Spatula	6.5mm	3/8 135°	0.20 mm	Conjunctiva, Sclera, Closing MVR Port

*For sale in the US only

Product design and/or features that do not influence its functionality and main parameters are subject to change

DISPOSABLE CANNULAS

DISPOSABLE CANNULAS GAUGE CONVERSION CHART

A hub of each cannula has a color according to its gauge.
To learn more, please see the cannula gauge conversion chart below.

Gauge	Inner Diameter		Outer Diameter		Color Code
	In	mm	In	mm	
19G	.028	.70	.043	1.10	
20G	.024	.60	.036	.90	
21G	.020	.51	.032	.80	
22G	.016	.41	.028	.70	
23G	.013	.33	.025	.60	
24G	.012	.30	.022	.55	
25G	.010	.25	.020	.50	
26G	.010	.25	.018	.45	
27G	.008	.20	.016	.40	
30G	.006	.15	.012	.30	

DISPOSABLE CANNULAS*

ANESTHESIA CANNULAS

Used for anesthetic agents administration during ophthalmic surgeries.



Atkinson Retrobulbar Needle

21-R1125 25 Ga × 38 mm **POPULAR**

Sub-Tenon's Anesthesia Cannula

21-R1320 20 Ga × 25 mm

ANTERIOR CHAMBER CANNULAS

Used for maintaining and forming the anterior chamber by injecting or removing air, fluids, viscoelastics and intraocular medications.

Rycroft Anterior Chamber Cannula

4 mm angled tip

21-R2023 23 Ga × 22 mm

21-R2030 30 Ga × 22 mm

8 mm angled tip

21-R2027-8 27 Ga × 22 mm



Viscoelastic Cannulas

Used for maintaining and forming the anterior or posterior chamber by infusing or aspirating viscoelastic.

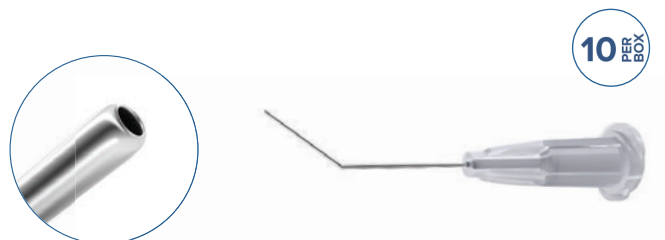
9 mm angled tip

21-R2225 25 Ga × 22 mm **POPULAR**

21-R2227 27 Ga × 22 mm **POPULAR**

10 mm angled tip

21-R2327 27 Ga × 22 mm **POPULAR**



*Not available in Europe

Product design and/or features that do not influence its functionality and main parameters are subject to change

HYDRODISSECTION CANNULAS

The hydrodissection cannulas with special tips are designed to be placed under the edge of the anterior capsulorhexis and toward the lens equator to deliver fluids to free the adhesions of the cataract from the capsular bag and allow it to rotate fully.



Pearce Hydrodissector

Angled 32°, spatulated tip

8 mm angled tip

21-R4025 25 Ga × 22 mm **POPULAR**

10 mm angled tip

21-R4027 27 Ga × 22 mm **POPULAR**



Hydrodissector

Angled 32°,

Round smooth tip, 10 mm angled tip

21-R4427 27 Ga × 22 mm

CYSTOTOME CANNULAS

Used to perform capsulorhexis. The tip is designed to open the anterior capsule.

Pearce Irrigating Cystotome

21-R3027 27 Ga × 16 mm



REFRACTIVE CANNULAS

Used after ablation to wash away particulates from anterior and posterior sides of the flap and stromal bed.

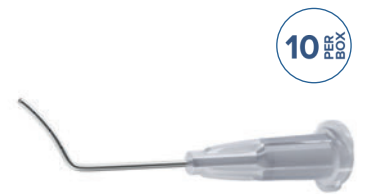
Lindstorm Lasik Irrigating Cannula

3 ports

Formed 7 mm

Smooth angle curvature allows for safe flap alignment

21-R7430 25 Ga × 25 mm



*Not available in Europe

Product design and/or features that do not influence its functionality and main parameters are subject to change

LACRIMAL CANNULAS AND SETS

For surgical treatment, repair and irrigation of the nasolacrimal system.




3
PER
BOX

Lacrimal Intubation Set

Silicone tubing 30 cm
Stainless Steel probes
ID – 0.30 mm
OD – 0.60 mm

21-R7001 23 Ga × 17.5 cm probe



3
PER
BOX

Retrieval Device



Lacrimal Intubation Set

Olive tip
Silicone tubing 35 cm
Stainless Steel probes

21-R7004 27 Ga × 11 cm probe
21-R7004RD 27 Ga × 11 cm probe
(with retrieval device)



3
PER
BOX

DCR Set

Silicone tubing 30 cm
Stainless Steel probes

21-R7011 20 Ga × 45 mm probe, straight
21-R7012 20 Ga × 45 mm probe, angled
(shown)



3
PER
BOX


Lacrimal Intubation Tubing

Silicone tubing 30 cm
ID – 0.30 mm
OD – 0.60 mm

21-R7002

Lacrimal Cannulas

21-R7026 26 Ga × 28 mm



10
PER
BOX



*Not available in Europe

Product design and/or features that do not influence its functionality and main parameters are subject to change

NEW

RUMEX continuously expands the range of instruments focusing on the up to date surgical techniques.

The latest portion of new products includes innovative tools for cataract and refractive surgeries, IOL complications and corneal transplantation.

The set of instruments developed by Eric Abdullayev M.D., USA includes unique tools that will facilitate graft management and save its integrity.

Our cataract section features the newest products such as Phaco Chopper for Cross-Chop Technique that will reduce the use of ultrasound and Universal Multifunctional Phaco Chopper combining 3 functions in one tool – chopping, retraction and cracking.

Escaf Nucleus Manipulator with 30 and 45 degree bent tips will help to disengage and rotate nucleus to the optimal position.

Cross-Action Capsulorhexis Forceps will prevent the hyperextension of the incision and the leakage of viscoelastic, allowing for enhanced anterior chamber maintenance.

New Femto Spatula with blunt tips is specially designed for easy entering point detection and incision opening.

The range of Irrigation/Aspiration Handpieces is now completed with disposable sets in 21 and 23 gauges.

Our IOL complication set has been replenished with Intraocular Lens Extraction Forceps, specially designed for Cartridge Pull-Through Technique and Holz Zonule Defender, which is used as counter traction during IOL exchange to prevent breakage of the zonules.

The set of instruments for SMILE procedure includes tools that will facilitate lenticule management, and the new LRI Marker will precisely place arcuate marks even without the use of ink.

The new forceps for Yamane technique, designed in cooperation with Sebastian Amado M.D., are also now available and will assist in attaining a standardized flange.

We are pleased to offer RUMEX FLUSHING SYSTEM as one of the latest innovative achievements that allows for efficient cleaning of vitreoretinal tools without disassembling and promotes longevity of instruments.

COMING SOON section features products that are currently in the process of development and registration including PFO liquid for vitreoretinal surgery – VitreoOcta and intraocular dyes – VitreoBlue, VitreoBlue PLUS (posterior segment), and SmartBlue (anterior segment).

CATARACT


4-033S

Small-Incision Capsulorhexis Forceps with Double Cross-Action and Scale

Cystotome tips
Micro-thin jaws
Flat handle
For 1.50 mm incisions
Overall length 105 mm
Stainless Steel



- Cross-action prevents the hyperextension of the incision
- Micro-thin jaws contribute to free movements in the anterior chamber
- Sharp and delicate cystotome tips allow to make the first pinch easily
- 2 engravings at 2.50 and 5.00 mm for precise measurement of capsulorhexis
- Tungsten carbide coating at the tips for improved gripping of the capsule



4-0393S

Small-Incision Capsulorhexis Forceps with Cross-Action and Scale

Cystotome tips
Round handle
Overall length 110 mm
Stainless Steel



- Cross-action mechanism prevents the hyperextension of the incision and the leakage of viscoelastic, allowing for enhanced anterior chamber maintenance
- 2 engravings at 2.50 and 5.00 mm for precise measurement of capsulorhexis
- Tungsten carbide coating at the tips for improved gripping of the capsule



7-0681

Phaco Chopper for Cross-Chop Technique

Overall length 120 mm



Designed for Cross Chop and Quick Chop techniques.

- Elongated distal part fractures all lens densities
- Rounded tip protects the posterior capsule
- Reduces the use of Ultrasound to lower the risk of endothelial cells loss



7-0751

Universal Multifunctional Phaco Chopper

Overall length 120 mm



- Anterior sharp edge for horizontal and vertical nucleus chopping
- Blunt posterior surface for iris or capsular rim retraction
- Rounded tip is safe for the capsule and useful in nucleus cracking



Escaf Nucleus Manipulator

Overall length 120 mm



7-117

7-1171



30 Degrees bent tip



45 Degrees bent tip

- Atraumatic flat olive-shaped tip
- Rotates the cataract fragments and introduces them to the phaco tip
- Disengages the cataract fragments after fracturing with a prechopper
- Useful in protecting the posterior capsule

7-0821D 21 GA
7-0823D 23 GA

Set of Disposable I/A Handpieces for Bimanual Technique*


STERILE

2

5 PER BOX


Each set includes 5 irrigation and 5 aspiration handpieces.

- Lightweight, color-coded handpieces
- Standard male/female luer connector
- Compatible with Phaco or I/A system



20-061 Double-Ended Femto Spatula

Overall length 132 mm

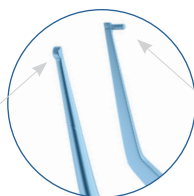


- Safe and quick Femtosecond incisions opening
- Blunt flattened spear easily detects the entering point
- Blunt keratome-shaped tip facilitates incision opening



4-211T Amado Haptic Holder "Perfect Flanger"

Overall length 105 mm
Titanium



Grooved tip gently holds the haptics or sutures with no kinking**.

Designed for attaining a standardized flange for intrascleral intraocular lens fixation.

A reference cylinder eliminates the need for rulers, simplifying intraoperative measurements.

* Not available in Europe

** tested in polymethyl methacrylate haptics, polyvinyl fluoride haptics, and 6-0 polypropylene sutures

Product design and/or features that do not influence its functionality and main parameters are subject to change


IOL COMPLICATIONS MANAGEMENT

4-2142*

Intraocular Lens Extraction Forceps for Cartridge Pull-Through Technique, 18 Ga


12-003T

Vitreoretinal Instrument Handle, Squeeze Model



- Specially designed for Cartridge Pull-Through Technique
- Narrow and long tips grasp securely the IOL

- Two fingers linear actuation
- Specially designed gripping area for amplified control
- 360° rotation




Serrated design to prevent slipping

The inner surfaces are recessed to reduce intra-cartridge pressure.

13-061

Holz Zonule Defender

Overall length 120 mm



- The device is to be inserted into the equator of the capsule bag and used as counter traction when removing (pulling) the haptic from it during IOL exchange
- The surface area will distribute the countertraction forces and prevent the prying motion from breaking zonules

*Tip only. Handles are sold separately

Product design and/or features that do not influence its functionality and main parameters are subject to change



CORNEAL

3-024T**Abdullayev I & II Marker**
(for DSAEK/DMEK Grafts)Overall length 125 mm
Titanium

- I & II marks do not interfere with vision
- Provides for more stable staining
- Allows to apply 1.50 mm straight I & II marks at the very edge of the graft
- Requires no additional tissue manipulation (no punch holes, no folding or unfolding of the graft)
- Saves time during graft preparation

**3-208T****DMEK/DSAEK "S" Marker**Overall length 115 mm
Titanium

- Thin "S" leaves a fine line with less ink transferred to the corneal stroma
- Optimal angle provides for better visualization of "S" while marking

4-254**Lambright-Abdullayev Ultrathin DSAEK Grasping/Inserting Forceps**Overall length 105 mm
Stainless Steel

Designed to improve insertion of the ultrathin DSAEK grafts especially with thickness 70 microns and less.

- Space between the tips is 120 microns to minimize compression and provide more safety for donor endothelial cells
- Wave-shaped serration of grasping platforms on tips for nonslip insertion while allowing atraumatic forceps removal


4-261S**Abdullayev DMEK Grasping Forceps**Overall length 82 mm
Stainless Steel

- Improved angle between grasping platform, the rest of the forceps allows relaxing hand position and more control when in use
- Horizontal thin grasping platforms provide more stability in membrane holding during separation

REFRACTIVE

4-266S SMILE Lenticule Extraction Forceps with a View-Port

Overall length 106 mm
Stainless Steel

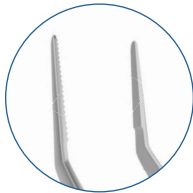


Designed to grasp the lenticule and remove it from the corneal pocket.

- Wide gripping area and atraumatic flattened tips for easy and safe manipulations
- Curved shafts adhere to the curvature of the cornea
- View-port for enhanced visualization

4-268S SMILE Lenticule Extraction Forceps with Serrations

Overall length 84 mm
Stainless Steel



Designed to grasp the lenticule and remove it from the corneal pocket.

- Ultrathin tips are safe for the pocket walls
- Composite surface of the tips (texturized and serrated) ensures the efficient grasping of the lenticule

20-2073 SMILE Lenticule Removing Spatula

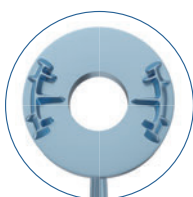
Overall length 120 mm



- Double-function tool
- Delicate reversed hook for easy identification and capture of lenticule edge
- Modified spatula for smooth and safe removal


**3-183T LRI Marker**

Intra-op
30, 45, and 60 degree marks
Overall length 116 mm
Titanium



- Low-profile marker
- Thin beveled blades on the rotatable head precisely place arcuate marks along the axis even without the use of ink

ONE-PIECE VITREORETINAL INSTRUMENTS WITH RUMEX FLUSHING SYSTEM



Complete tool – no need to adjust the tip to the handle

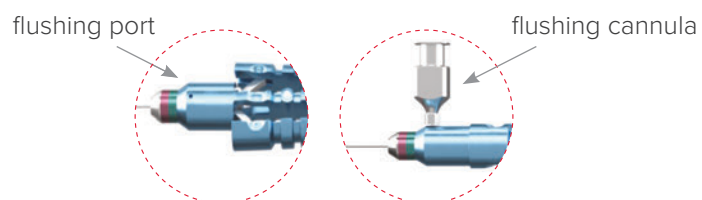
Delicate cleaning – flushing liquid streams towards the tips with zero stress for the jaws

Increased lifespan – the inner mechanism is not involved into the cleaning process and stays intact

- The tip can be easily cleaned without disassembling
- Special flushing cannula is provided for free
- Color coding allows to identify the type and gauge of the instrument
- A wide range of tips available in 23 and 25 gauges

Please follow the cleaning instruction to increase the lifespan of the tool:

1. Insert the cannula into the flushing port as illustrated
2. Adjust a syringe to rinse with distilled water, alcohol, dry with air
3. Sterilize the instrument in the regular way




CONSUMABLES

COMING SOON*

PFO LIQUID

VitreOOcta

Perfluorooctane liquid for vitreoretinal surgery (PFO)



An ideal intraoperative tool to improve the efficiency and safety of vitreoretinal surgical procedures.

Indicated to treat:

- Retinal detachments
- Giant tears
- Ocular trauma
- Removal of dislocated lenses and foreign bodies from vitreous

Product features:

- High vapor pressure and specific gravity
- Low surface tension
- Low viscosity
- Non toxic, absolutely safe

Supplied sterile in a 5 ml vial with pouch pack.

EYE DYES

VitreOBlue

Trypan blue 0.15% solution for ILM and ERM staining during vitreoretinal surgery



- Facilitates tissue removal and reduces the risk of retinal damage
- Distinguishes between new and old PVR membranes
- Helps to identify and facilitate removal of posterior hyaloids remnants in tractional diabetic retinopathy

Supplied sterile in 1 ml vial (pack of 5 vials).

VitreOBlue Plus

Brilliant Blue Solution 0.05 % for ILM staining during vitreoretinal surgery



- Selectively stains and visualizes Internal Limiting Membrane
- Facilitates complete peeling during retinal surgery to repair macula holes
- Reduces the risk of retinal damage

Supplied sterile in 1 ml vial (pack of 5 vials).

SmartBlue

Trypan Blue Solution 0.06% for staining of anterior capsule during cataract surgery



- Facilitates capsulorhexis
- Excellent visualization of the capsule in the eyes with matured cataract/narrow pupils
- Clear visualization of outline of the capsule rim during surgery
- Reduces the risk of incomplete capsulorhexis

Supplied sterile in 1 ml vial (pack of 5 vials).

* Products in the process of development and certification

Product design and/or features that do not influence its functionality and main parameters are subject to change

REUSABLE ANTERIOR INSTRUMENTS


BLADE HOLDERS	36
CALIPERS & GAUGES	37
MARKERS	39
FORCEPS	47
HOOKS	72
DIAMOND KNIVES	75
SAPPHIRE KNIVES	78
PHACO INSTRUMENTS	79
NEEDLE HOLDERS	88
PROBES	90
RETRACTORS	91
SCISSORS	93
SPATULAS	99
SPECULUMS	109
CANNULAS	114
MISCELLANEOUS	120
LASEK/LASIK INSTRUMENTS	125
STERILIZATION TRAYS	128

BLADE HOLDERS

Blade Holder

Round knurled handle with end lock
Polished finish
Overall length 95 mm
Titanium

1-010T **POPULAR**



Bard Parker Handle

Suitable for blades # 10, 11, 12, 15, 15C
Flat serrated handle
Overall length 125 mm
Stainless Steel

1-020S **POPULAR**



CALIPERS & GAUGES

CALIPERS & KERATOMETERS



Castroviejo Caliper

Measures from 0 to 20 mm.
Scale is engraved on both sides.
Polished finish
Overall length 87 mm
Titanium or Stainless Steel

2-010T 0-20.00 mm
2-010S 0-20.00 mm

POPULAR




Adler Wound Gauge

Used to measure incision width and depth (peripheral to central dimension) of a corneal/limbal wound.

Dull finish
Diameter 30 mm
Titanium

2-064T 2.00-2.50 mm



RUMEX Internal Micro Incision Gauges

16 stainless steel blades
0.10 mm increments marks
Overall length 75 mm
Stainless Steel

2-062S 1.00-2.50 mm




Braunstein Fixed Caliper

To make the mark for MVR blade entrance and intravitreal injections. Marks the distance from limbus to sclera. 3.50/3.00 mm for aphakic and 4.00/3.50 mm for phakic eyes.

Overall length 80 mm
Titanium or Stainless Steel

2-101T 3.00/3.50 mm
2-100T 3.50/4.00 mm
2-100S 3.50/4.00 mm

POPULAR



Maloney Intraoperative Keratometer

For qualitative measurement of astigmatism

Diameter 32.00 mm
Overall length 23 mm
Titanium

16-020T **POPULAR**

GAUGES

Accurate axial alignment on the cornea

Used to determine incision angles.

LRI Gauge

Can be used with **3-090T Bores Axis Marker**.

Calibrated every 10 degrees from 0° to 180°.

With atraumatic fixation teeth

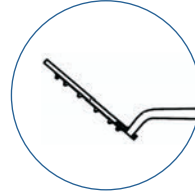
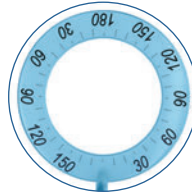
Dull finish

ID 13.00 mm/ED 19.00 mm

Overall length 134 mm

Titanium

2-031T



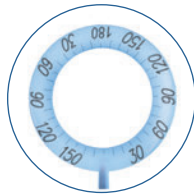
Mendez Degree Gauge

Can be used with **3-090T Bores Axis Marker**.

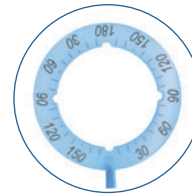
Calibrated every 10 degrees from 0° to 180°.

Dull finish

Titanium

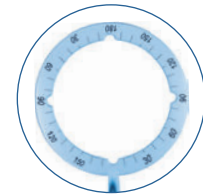


2-030S
SS



With 4 grooves for better marks visualization
ID 13.00 mm/ED 18.00 mm
Overall length 136 mm

2-033T



2-0331S
SS

With 4 grooves for better marks visualization
ID 13.00 mm/ED 16.50 mm
Overall length 122 mm

2-0331T **POPULAR**

2-030T **POPULAR**

Mendez Grooved Fine Degree Gauge

Can be used with **3-091T Bores Axis Marker**.

Calibrated every 5 degrees from 0° to 180°.

With 4 grooves for better marks visualization

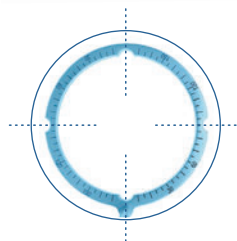
ID 12.00 mm/ED 14.00 mm

Dull finish

Overall length 133 mm

Titanium

2-034T **POPULAR**



Degree Gauge with Beveled Face

Can be used with **3-091T Bores Axis Marker**.

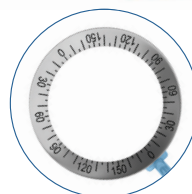
Calibrated every 5 degrees from 0° to 180°.

ID 12.00 mm/ED 16.00 mm

Overall length 132 mm

Titanium

2-036T



MARKERS

AXIS MARKERS

Bores
 Axis Marker
 Intra-Op
 Overall length 123 mm
 Titanium



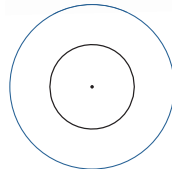
3-090S
 SS

3-090T **POPULAR**
 Used with **Gauges**
2-030T, 2-031T,
2-033T, 2-0331T
 to mark the axis.
 12.00 mm blades

3-091T
 Used with **Gauges**
2-034T, 2-036T
 to mark the axis.
 11.50 mm blades

CAPSULORHEXIS MARKERS

Whipple
 Capsulorhexis Centration Marker
 Creates circular mark on the cornea
 to help gauge the size of the capsulotomy
 and its position.
 Double-ended with 5.50/6.00 mm diameters
 Overall length 140 mm
 3-040 **POPULAR**



CORNEAL TRANSPLANT MARKERS


Abdullayev
 Scleral Marker for Keratoplasty
 Double-ended
 (16.00 mm and 16.50 mm diameters)
 Overall length 153 mm
 3-0230



NEW

- Improves scleral rim trimming process for corneas with large scleral rim prior to microkeratome processing
- Eliminates additional measurement

Abdullayev
 Corneal Marker for Keratoplasty
 Double-ended
 (10.00 mm and 11.00 mm diameters)
 With central marking point
 Overall length 146 mm
 3-0231



NEW


- Improves centration of cornea during DSAEK microkeratome preparation
- Allows quick placement of the central dot
- Facilitates placement of the donor corneas on to the donor punch

3 - MARKERS

Abdullayev I & II Marker (for DSAEK/DMEK grafts)

Overall length 125 mm
Titanium

3-024T




- I & II marks do not interfere with vision
- More stable staining
- Applies 1.50 mm straight I & II marks at the very edge of the graft
- No additional tissue manipulation
- Saves time during graft preparation

NEW

Osher-Neuman Corneal Marker

Low profile
8 radial blades
Overall length 130 mm
Titanium

3-0304T



Corneal Transplant Marker

7.00 mm ring with 8 radial blades
With center pointer
Overall length 123 mm
Titanium

3-140T



John DSAEK Double-Ended Marker

8.00/9.00 mm
Overall length 143 mm
Titanium

3-204T

**NEW**

DMEK/DSAEK "S" Marker

Overall length 115 mm
Titanium

3-208T



- Thin "S" leaves a fine line with less ink transferred to the corneal stroma
- Optimal angle provides for better visualization of "S" while marking

NEW

OPTICAL ZONE MARKERS

Hoffer Optical Zone Marker

With cross hairs
Overall length 103 mm

3-0211T	5.00 mm	3-0217T	8.00 mm
3-0212T	5.50 mm	3-0218T	8.50 mm
3-0213T	6.00 mm	3-0219T	9.00 mm
3-0216T	7.50 mm		



Optical Zone Marker

Used to mark visual center for ICRS implantation procedure.

Double-ended
Visual center marker 0.15 mm wide
Sinskey hook 0.50 mm wide
Overall length 141 mm
Titanium handle

3-034

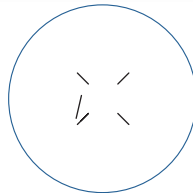


LASIK MARKERS

Lavery LASIK Marker

With an optical center sight
8.50 mm optical zone
5 asymmetrical marking lines to ensure right placement of a corneal flap
Overall length 130 mm
Titanium

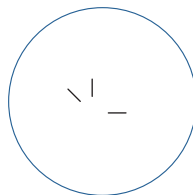
3-174T



LASIK Flap Marker

3 asymmetrical marking lines to ensure right placement of a corneal flap
Designed both for nasal and superior hinge.
Overall length 130 mm
Titanium

3-176T


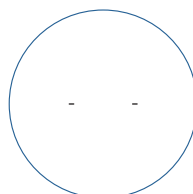


TORIC IOL MARKERS

Toric IOL Marker

Designed for LRI/Toric IOL implantation
Intra-Op
Overall length 130 mm
Titanium

3-181

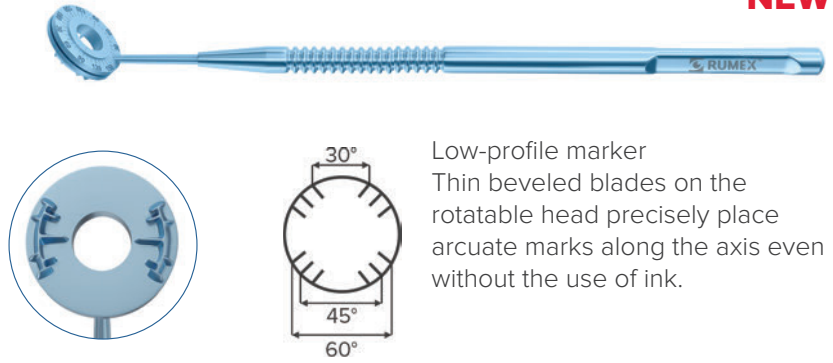


LRI MARKERS

NEW

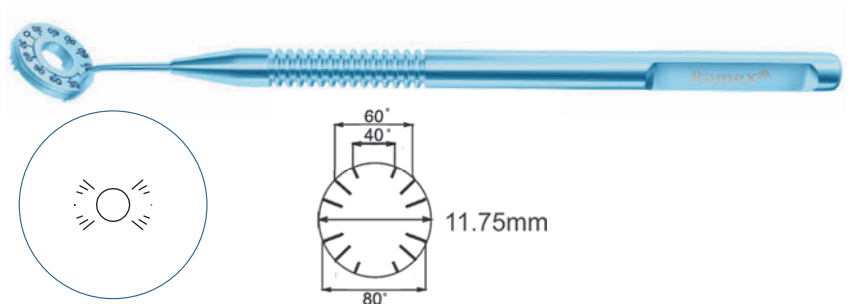
LRI Marker

Intra-Op
30-45-60°
Overall length 116 mm
Titanium
3-183T



LRI Marker

Intra-Op
Automatically creates marks at 40-60-80°.
Overall length 130 mm
Titanium
3-1801




LRI/TORIC MARKERS WITH GRAVITY WEIGHT SYSTEM

Gravity weight system for precise stabilization of the scale not interfering with a grip


LRI Slit Lamp Gravity Marker

Pre-Op, 14.00 mm
Horizontal axis 3' and 9'
Overall length 138 mm
Titanium
3-191



Lum LRI Gravity Axis Marker


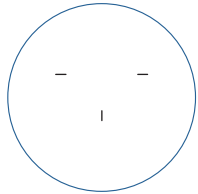
Pre-Op, 14.00 mm Angled,
horizontal axis 3' and 9'
Overall length 140 mm
Titanium
3-192



Whitehouse Gravity Axis Marker

- Marks the limbus at 3, 6 and 9 o'clock
- Helps to avoid the effect of cyclotortion
- Gravity weight system assures excellent visualization and balance

Designed in cooperation with Geoff Whitehouse, M.D., Australia



Angled shaft, 11.00/14.00 mm diameter, spherical weight at the back of the marker
Overall length 153 mm
3-193 **POPULAR**

Straight shaft, 11.00/14.00 mm diameter, spherical weight at the back of the marker
Overall length 152 mm
3-1931

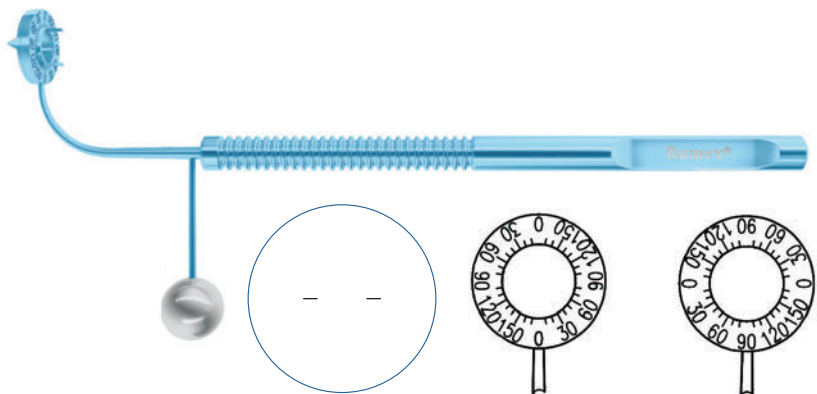
Straight shaft, 9.50/12.00 mm diameter, cylindrical weight at the back of the marker
Overall length 153 mm
3-1932

RUMEX Toric Combo Marker

Overall length 125 mm

- 3-194 Vertical axis
- 3-1941 Horizontal axis

- Marks both horizontal and toric axis pre-operatively, which eliminates an Intra-Op step
- Equipped with rotating ring for accurate alignment
- Reduces cyclotorsion effect in supine position



3-194


3-1941

Velasquez Gravity Corneal Marker for LRI/Toric IOL Implantation

Overall length 164 mm

3-195

Designed in cooperation with Jaime Velasquez O'Byrne, M.D., Colombia



- 4 radial blades mark the horizontal and vertical meridians of the visual axis
- The internal marks help to check the IOL alignment at the end of the surgery
- The central 5 mm ring serves as a guide for capsulorhexis
- The outer ring protects blades from damage
- Angled shaft helps to avoid touching the lower eyelid

Richman Single-Step Toric Marker

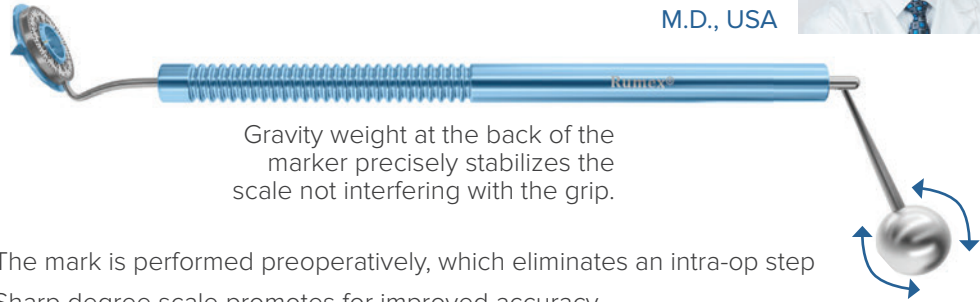
Designed to mark the desired axis of toric placement.

Angled shaft

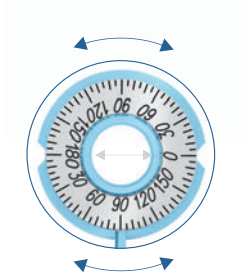
Overall length 132 mm

3-196 **POPULAR**

Designed
in cooperation with
Jesse Richman,
M.D., USA



Gravity weight at the back of the marker precisely stabilizes the scale not interfering with the grip.



- The mark is performed preoperatively, which eliminates an intra-op step
- Sharp degree scale promotes for improved accuracy
- The outer barrel has indentations which make it easy to rotate
- Ergonomic handle, angled to avoid the lower eyelid when marking while still being able to rest your hand on patient's cheek for stability
- A wide central opening enhances positioning when marking

MARKING PENS

**DON'T FORGET
TO BUY**

STERILE



Disposable Marking Pen

Double-ended

20-050 **POPULAR**


A VARIETY OF CAPSULORHEXIS FORCEPS

STANDARD


2.2 - 3.0 mm

4-03315T Utrata Capsulorhexis Forceps with Scale

Cystotome tips, TC*



Scale for measuring the size of capsulorhexis



Curved shafts prevent corneal deformation

4-0331D Disposable Utrata Capsulorhexis Forceps

STERILE



Cystotome tips



POPULAR



- ✓ Meets quality standards applied to reusable tools
- ✓ Always ready to use

SMALL-INCISION



Internal limiter prevents the jaws from opening wider than intended.

2.0 mm


4-0312S Microcoaxial Capsulorhexis Forceps with Alignment Mechanism

Cystotome tips, TC*




POPULAR

Limited to 2.00 mm



4-032S Small-Incision Capsulorhexis Forceps with Limiter and Wide Opening

Cystotome tips, TC*



POPULAR

Limited to 2.00 mm
View-port for better visualization



2 engravings at 2.50 and 5.00 mm for measuring the rhexis

*TC – Tungsten Carbide coating makes the platform rough enough for controlled gripping and prevents adhesion of the capsule. Product design and/or features that do not influence its functionality and main parameters are subject to change

SMALL-INCISION**1.5 mm****4-0395 Capsulorhexis Forceps with Cross-Action and Scale****POPULAR**

Cystotome tips, TC*



Scale for measuring the size of capsulorhexis



- ✓ Cross-action prevents hyperextension of the incision
- ✓ Hinge joints ensure even distribution of pressure at three points of forceps

4-033S Small-Incision Capsulorhexis Forceps with Double Cross-Action and Scale


Cystotome tips, TC*



Scale for measuring the size of capsulorhexis



- ✓ Double cross-action guarantees fixed opening for free movements within the wound

MICS**sub 1.0 mm****4-03742 Lesieur Capsulorhexis Forceps with Internal Ruler****12-003T Universal Squeeze Handle**

Scale for measuring the size of capsulorhexis



Cystotome tips

Anti-glare coating

- ✓ 23 Ga tube minimally disrupts biomechanics of cornea
- ✓ MICS tips are used with RUMEX Universal Handle and can be easily disassembled for cleaning after the surgery

FORCEPS

CAPSULORHEXIS FORCEPS

Tungsten carbide coated cystotome tips for improved gripping




Regular tips




Cystotome tips

Utrata Capsulorhexis Forceps

11.50 mm jaws
Flat handle
Titanium




Straight jaws
Regular tips
Overall length 82 mm
4-030T **POPULAR**



Straight jaws
Cystotome tips
Overall length 82 mm
4-0300T **POPULAR**

A-0300S
SS




Straight jaws
Cystotome tips
Overall length 107 mm
4-0301T **POPULAR**

A-0301S
SS

Curved jaws
Cystotome tips
Overall length 107 mm
Titanium

A-0321S
SS

4-0321T **POPULAR**



Nevyas Capsulorhexis Forceps

Straight jaws, 11.50 mm
Cystotome triangular claw-shaped tips
Overall length 105 mm
Titanium




4-0352T **POPULAR**

4 - FORCEPS

Microcoaxial Capsulorhexis Forceps with Limiter

Curved jaws, 11.50 mm
 Cystotome tips
 Ultra-thin profile and limiter for capsulorhexis even through 2.00 mm incision
 Round handle
 Overall length 106 mm
 Stainless Steel

4-0312S **POPULAR**



Inamura Style RUMEX Capsulorhexis Forceps

Designed to fit through incisions down to 2.00 mm.
 Recommended for coaxial phacoemulsification.
 Curved jaws
 Cystotome tips
 Round handle
 Overall length 115/117 mm
 Stainless Steel

4-0391S jaws 10.00 mm, for corneal incision
 4-0392S jaws 12.00 mm, for scleral incision



Cross-action maintains alignment of tips, prevents leakage of viscoelastic from anterior chamber.

POPULAR



Small-Incision Capsulorhexis Forceps with Cross-Action and Scale

Cystotome tips
 Round handle
 Overall length 110 mm
 Stainless Steel

4-0393S



- Cross-action mechanism prevents the hyperextension of the incision and the leakage of viscoelastic, allowing for enhanced anterior chamber maintenance
- 2 engravings at 2.50 and 5.00 mm for precise measurement of capsulorhexis
- Tungsten carbide coating at the tips for improved gripping of the capsule


NEW



Tungsten carbide coated cystotome tips for improved gripping




Regular tips




Cystotome tips

**Utrata
Capsulorhexis Forceps**

11.50 mm jaws
Round handle
Overall length 110 mm
Titanium




4-03114T, 4-03115T, 4-03314T, 4-03315T
Engravings for precise measurement inside the anterior chamber




Straight jaws
Regular tips

4-031T **POPULAR**




Straight jaws
Cystotome tips

4-0311T **POPULAR**



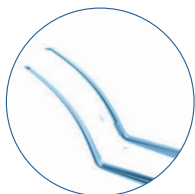
Straight jaws
Cystotome tips, with ruler
2 engravings at 3, 6 mm

4-03114T





Straight jaws
Cystotome tips, with ruler
6 engravings at 1, 2, 3, 4, 5, 6 mm

4-03115T **POPULAR**




Curved jaws
Cystotome tips

4-0331T **POPULAR**



Curved jaws
Cystotome tips, with ruler
2 engravings at 3, 6 mm

4-03314T **POPULAR**



Curved jaws
Cystotome tips, with ruler, 6 engravings
at 1, 2, 3, 4, 5, 6 mm

4-03315T **POPULAR**



Small-Incision Capsulorhexis Forceps

Curved micro-thin jaws
Cystotome tips
Scale of 2.50/5.00 mm from the tip
With limiter
For 2.00 mm incisions
Flat handle
Overall length 105 mm
Stainless Steel



4-032S **POPULAR**

Small-Incision Capsulorhexis Forceps with Double Cross-Action and Scale

NEW

Micro-thin jaws with fixed opening contribute to free movements in the anterior chamber

- Micro-thin jaws
- Cystotome tips
- Scale of 2.50/5.00 mm from the tip
- For 1.50 mm incisions
- Flat handle
- Overall length 105 mm
- Stainless Steel

4-033S




Cross-Action Capsulorhexis Forceps with Scale

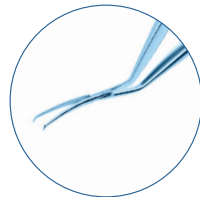
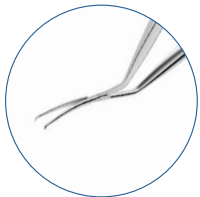
Cross-action prevents the viscoelastic leakage and protects the incision from hyperextension

Hinge joints allow for enhanced durability and even distribution of pressure at three points of the tool

- Jaws 8.50 mm
- For 1.50 mm incisions
- Overall length 110 mm



Scale of 2.50/5.00 mm from the tip
Cystotome tips



- Curved jaws
- Stainless steel

- Flat handle
- Titanium

4-0395 **POPULAR**

- Round handle
- Titanium

4-0394 **POPULAR**

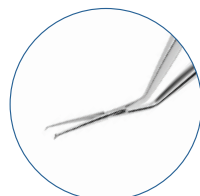
- Flat handle
- Stainless steel

4-0395S

- Curved jaws

- Flat handle
- Titanium

4-0395T



- Straight jaws
- Stainless steel

- Flat handle
- Titanium

4-0396

CROSS-ACTION CAPSULORHEXIS FORCEPS

NEW

Tungsten carbide coated cystotome tips allow to make the first pinch easily.


Curved shafts prevent corneal deformation.

Cross-action prevents the viscoelastic leakage and protects the incision from hyperextension.

Engravings assist in measuring the rhexis.

Hinge joints allow for even distribution of pressure at three points.

**Fits through a 1.50 mm incision.
8.50 and 11.00 mm tips**



Design custom Cross-Action Capsulorhexis Forceps and we will manufacture them for you!

1. Choose the Tip you prefer:

Shape

Curved



Straight



Long



Short




Lever


2. Complete with the Handle:

Shape

Flat



Round



Short



71 mm


Size

Medium



91 mm

Long



101 mm

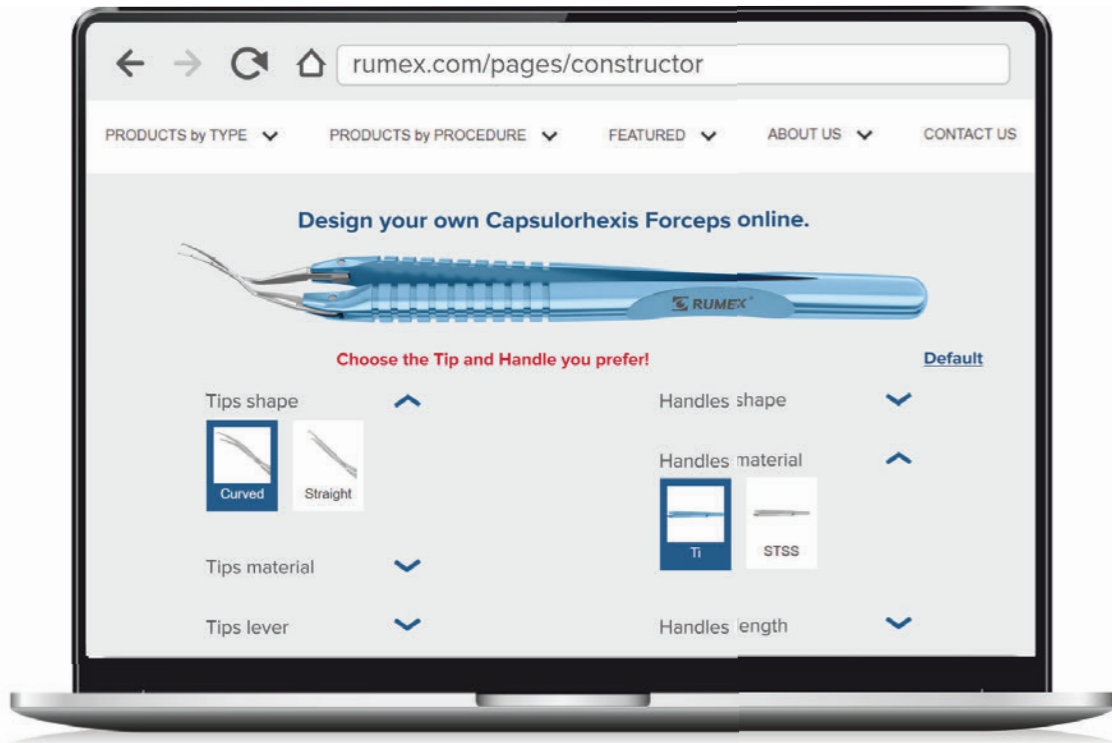
3. Select the Material:

All Tips and Handles are available in **Titanium** and **Stainless Steel!**

Product design and/or features that do not influence its functionality and main parameters are subject to change

CROSS-ACTION CAPSULORHEXIS FORCEPS ONLINE CUSTOMIZER

NEW

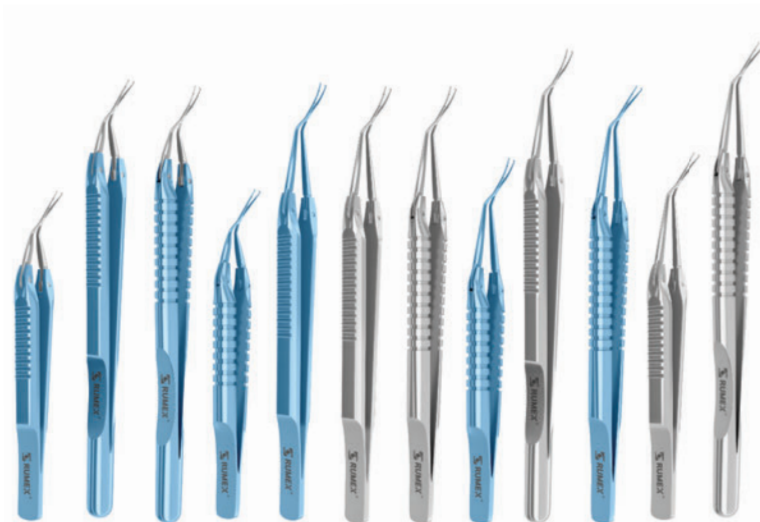


Create your own unique instrument!

Choose sizes, shapes, and materials that you prefer.
Curved or Straight, Long or Short, Titanium or Stainless Steel up to your preferences.
You can modify the tool with a few clicks!



You design, we create!



MICS CAPSULORHEXIS FORCEPS

Micro jaws, 0.80 mm incision

Exquisite gripping function

Cystotome tips

Anti-glare matte finishing

Stiff and flexible Stainless Steel tube

With fixation wheel

Kershner One-Pinch Capsulorhexis Forceps


Curved shaft
Compatible with Squeeze Handle 12-003T



4-03731* 23 Ga
For high vacuum phaco



4-03741* 23 Ga **POPULAR**
Micro jaws
Reduced length of the branches for better maneuverability in the anterior chamber during capsulorhexis



Capsulorhexis Forceps with Micro Jaws and Internal Ruler

The internal laser marks allow to measure the size of rhexis.
Curved shaft
Compatible with Squeeze Handle 12-003T



4-0374* 23 Ga
2 engravings at 3, 6 mm



4-0374

4-0375* 23 Ga
6 engravings at 1, 2, 3, 4, 5, 6 mm



4-0375

Lesieur Capsulorhexis Forceps with Internal Ruler

Shorter jaws facilitate gripping the capsule close to the wound.
Gently curved and short shaft for better maneuverability in the anterior chamber.
7 engravings at 1, 2, 2.5, 3, 4, 5, 6 mm for perfect sizing of the rhexis
Compatible with Squeeze Handle 12-003T



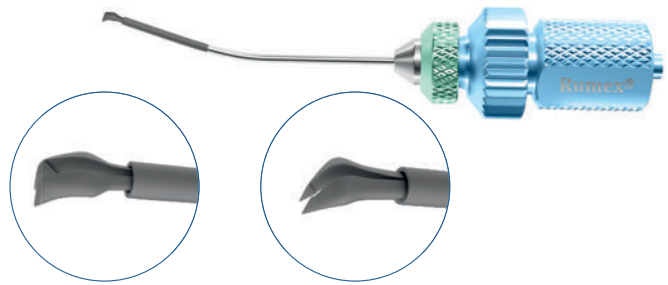
4-03742* 23 Ga



*Tip only. Handles are sold separately.
Product design and/or features that do not influence its functionality and main parameters are subject to change

Ikeda Capsulorhexis Forceps

Reduced length of the branches for better maneuverability in the anterior chamber during capsulorhexis
Curved shaft
Compatible with Squeeze Handle 12-003T



Fine-Ikeda
Capsulorhexis
Forceps with Micro
Jaws, 23 Ga

4-03751* 23 Ga


Ikeda Micro
Capsulorhexis Forceps, 23 Ga

4-03761* 23 Ga

Kawai Capsulorhexis Forceps

Curved tapered elongated 23/25 Ga shaft
The construction of the forceps shows least adverse effect on the wound.
Gripping tips are projected out of 25 Ga shaft.
Compatible with Squeeze Handle 12-003T


4-03771* 23/25 Ga



Capsulorhexis Forceps with View Port

7 engravings at 1, 2, 2.5, 3, 4, 5, 6 mm
for perfect sizing of the rhexis
Reduced length, gently curved tube
Compatible with Squeeze Handle 12-003T

4-03791* 23 Ga




FORCEPS FOR LASER-ASSISTED SURGERY

Forceps for Femtosecond Laser Cataract Procedure

Special blunt-ended tips
Cross-action facilitates quick and
safe incision opening.
Ultrathin delicate tips are safe
for the wound edges.
Flat handle
Overall length 108 mm
Stainless Steel

4-0582S



*Tip only. Handles are sold separately.

Product design and/or features that do not influence its functionality and main parameters are subject to change

FORCEPS FOR YAMANE TECHNIQUE


NEW

Amado Haptic Holder “Perfect Flanger”

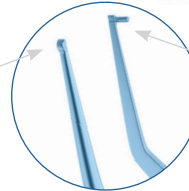
Designed for attaining a standardized flange for intrascleral intraocular lens fixation.

4-211T

Designed in cooperation with Sebastian Amado, M.D., Argentina



Grooved tip gently holds the haptics or sutures with no kinking.*




A reference cylinder eliminates the need for rulers, simplifying intraoperative measurements.

CONJUNCTIVA FORCEPS

Fechtner Conjunctiva Forceps

Delicate ring tip jaws
Flat handle
Overall length 108 mm
Titanium

4-2301T **POPULAR**



A-2301S
SS

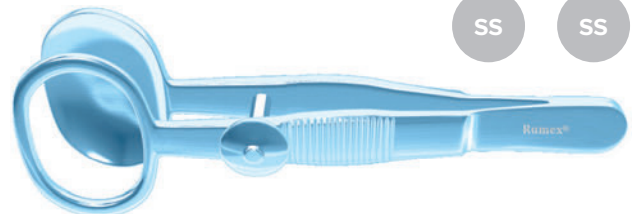
LID AND CHALAZION FORCEPS

Desmarres Chalazion Forceps

Solid lower plate, open upper plate
Locking thumb screw mechanism
Flat handle
Overall length 96/90/92 mm
Titanium

4-1906T Large size 31.00×17.40 mm (shown)
4-1907T Small size 19.80×10.40 mm
4-1912T Medium size 24.00×16.00 mm

POPULAR



A-1907S
SS

A-1912S
SS

Lambert Chalazion Forceps

Round solid lower plate, open upper plate
Locking thumb screw mechanism
Flat handle
Overall length 92/97 mm
Titanium

4-1908T Small, 8.00 mm ID of the upper plate
4-1909T Medium, 12.00 mm ID of the upper plate (shown)

POPULAR




A-1908S
SS

A-1909S
SS

Putterman Lid Clamp

6 Pins
Serrated jaws
Sliding lock
Overall length 100 mm
Titanium

4-140T **POPULAR**



*tested in polymethyl methacrylate haptics, polyvinyl fluoride haptics, and 6-0 polypropylene sutures
Product design and/or features that do not influence its functionality and main parameters are subject to change

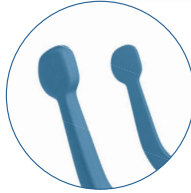
COMPRESSING LID FORCEPS

Dysfunctional meibomian glands often cause dry eyes. They may also contribute to blepharitis. Physical expression of the blocked glands has the goal of removing gland obstruction.

Compressing Lid Forceps

Designed for mechanical meibum removal.
Angled
Flat handle
Overall length 112 mm
Titanium

4-1913T **POPULAR**




Obtains quick and delicate meibum expression by equal compressing of the eyelid from the internal and external sides.

Compressing Lid Forceps with Atraumatic Rollers

Designed for mechanical meibum removal.
Flat handle
Overall length 107 mm
Stainless Steel

4-124S **POPULAR**




Texturized rollers are safe for the conjunctiva. Quick and delicate meibum expression is achieved by even squeezing of the eyelid from its base to the margin.

CILIA FORCEPS

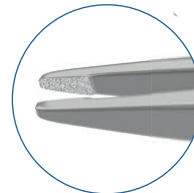
Cilia Forceps

Smooth jaws
Flat handle



Wide forceps
Overall length 85 mm
Titanium

4-043T **POPULAR**



Narrow forceps
Overall length 86 mm

4-042T Titanium **POPULAR**


4-042S Stainless Steel

LASIK FLAP FORCEPS

LASIK Flap Forceps

Specially designed for LASIK.
For atraumatic corneal flap lifting and holding
Blunt, circle-shaped tips
Criss-cross serrations on the jaws
Curved shafts
Flat handle
Overall length 108 mm
Titanium

4-2206T



SMILE FORCEPS


Designed to grasp the lenticule and remove it from the corneal pocket.

Cross-Action SMILE Forceps

Cross-action prevents the hyperextension of the incision. Serrated jaw facilitates gripping of the lenticule during SMILE procedure.

Flat handle
Overall length 120 mm

4-0398



Stodulka Forceps for Small-Incision Lenticule Extraction

Composite surface of the tips (texturized and serrated) ensures the efficient grasping of the lenticule.

Flat handle
Overall length 100 mm
Stainless Steel

4-2012S **POPULAR**



NEW

SMILE Lenticule Extraction Forceps with a View-Port

Wide gripping area and smooth flat tips for safe manipulations. Curved shafts adhere to the curvature of the cornea.

View-port for enhanced visualization
Flat handle
Overall length 106 mm
Stainless Steel

4-266S



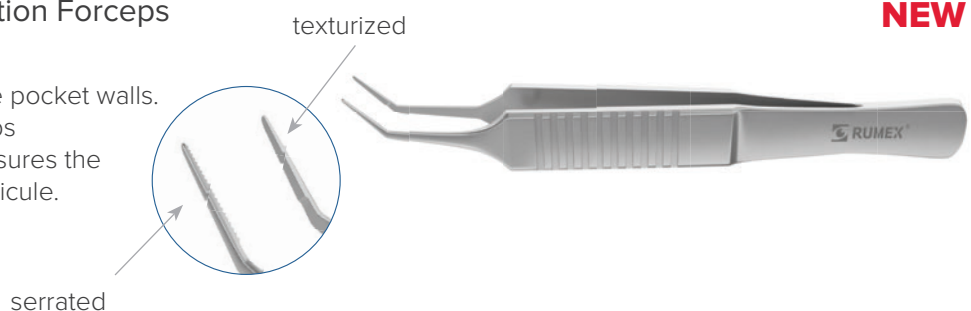
NEW

SMILE Lenticule Extraction Forceps with Serrations

Ultrathin tips are safe for the pocket walls. Composite surface of the tips (texturized and serrated) ensures the efficient grasping of the lenticule.

Flat handle
Overall length 84 mm
Stainless Steel


4-268S



ICRS FORCEPS

Forceps for ICRS Implantation

0.20 mm 1x1 teeth
0.30 mm groove
Flat handle
Overall length 85 mm
Titanium
4-2144T





CORNEAL FORCEPS

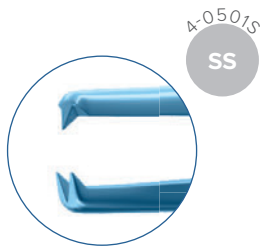
Tungsten carbide coated platform for an even greater grip and increased control

Colibri Corneal Forceps


5.00 mm tying platform
Flat handle



Colibri
1x2 teeth 0.12 mm
Overall length 84 mm
Titanium
4-050T **POPULAR**




Colibri
1x2 teeth 0.12 mm
Overall length 77 mm
Titanium
4-0501T **POPULAR**




Colibri-Bonn
1x2 teeth 0.12 mm
Overall length 77 mm
Titanium
4-0504T **POPULAR**



Micro Colibri
1x2 teeth 0.12 mm
Overall length 73 mm
Titanium
4-0505T **POPULAR**



Hoskin Colibri
Pierced tips
Overall length 84 mm
Stainless Steel
4-0502S




Colibri-Bonn
1x2 teeth 0.12 mm
Overall length 84 mm
Stainless Steel
4-0503S **POPULAR**

Tungsten carbide coated platform for an even greater grip and increased control

**Colibri
Corneal Forceps**

Bonn type 1x2 teeth, 0.12 mm
Tying platform, 5.00 mm
Flat handle
Overall length 115 mm
Titanium

4-053T



**Castroviejo Colibri
Corneal Forceps**

1.2 teeth, 0.12 mm
Tying platform, 5.00 mm
Flat handle
Overall length 107 mm
Titanium

4-0541T




**Colibri
Corneal Forceps**

1x2 teeth, 0.12 mm
Tying platform, 5.00 mm
Round handle
Overall length 109 mm
Titanium


4-054T Regular tips
4-0540T Bonn type tips



4-054T



4-0540T



Corneal Forceps

5.00 mm tying platform
Titanium



Catalano

Round handle
Overall length 105 mm

1x2 teeth 0.12 mm

4-055T **POPULAR**



Bonn-Catalano

1x2 teeth 0.12 mm
Round handle
Overall length 105 mm

4-0551T **POPULAR**



1x2 teeth 0.30 mm

4-056T

1x2 teeth 0.50 mm

4-057T

Bonn

1x2 teeth 0.12 mm
Flat handle
Overall length 94 mm
Medium size

4-058T **POPULAR**



Bonn

1x2 teeth 0.12 mm
Flat handle
Overall length 72 mm
Small size

4-059T

CORNEAL TRANSPLANTATION FORCEPS

Florakis Endothelial Forceps

Designed to assist in the removal of endothelium from the host cornea.
Reversed triangular tips, angled 75°
Flat handle
Overall length 103 mm
Stainless Steel


4-246S



Corneal Donor Insertion Forceps

Designed for atraumatic insertion of the donor lamella folded in a taco shape.
30° angled, 18.00 mm tip
Round handle
Overall length 125 mm
Titanium

4-2019T



Florakis Microinvasive Endothelial Forceps

Designed to assist in the removal of endothelium from the host cornea.
With fixation wheel
Compatible with Squeeze Handle 12-003T

4-247* 23 Ga



Forceps for SMILE and Corneal Endothelium Implantation

For inserting the donor button with the pull-through technique
Provides for security of corneal stromal layer.
Compatible with Squeeze Handle 12-003T
Can be used for SMILE lenticule extraction.

4-034* 23 Ga



Guell DMEK Forceps

Highly polished broad tips allow to peel the endothelial membrane safely without risk of tearing.
Overall length 103 mm
Stainless Steel

4-240





*Tip only. Handles are sold separately.

Product design and/or features that do not influence its functionality and main parameters are subject to change

Cross-Action DMEK Forceps

Overall length 110 mm

- 4-251 Flat Titanium handle
- 4-262 Round Titanium handle
- 4-262S Flat Stainless Steel handle



- Reversed tips are used to peel off the Descemet's membrane through a 1.80 mm incision


Lambright-Abdullayev Ultrathin DSAEK Grasping/Inserting Forceps

NEW

Flat handle
Overall length 105 mm
Stainless Steel



4-254S



Designed to improve insertion of the ultrathin DSAEK grafts with thickness 70 microns and less.

- 120 microns space between the tips to minimize compression and provide more safety for donor endothelial cells
- Wave-shaped serration for non-slip insertion and atraumatic forceps removal


Abdullayev DMEK Grasping Forceps

NEW

Flat handle
Overall length 82 mm
Stainless Steel



4-261S




- Improved angle between grasping platform
- Horizontal thin grasping platforms provide more stability in membrane holding during separation
- Relaxing hand position and greater control

DRESSING FORCEPS

Dressing Forceps with Delicate Serrations

Straight serrated tips, 6.00 mm
Round handle
Overall length 108 mm
Stainless Steel


4-070S **POPULAR**



Dressing Forceps with Delicate Serrations

Serrated tips, 12.00 mm
Flat handle
Overall length 100 mm
Stainless Steel or Titanium

4-071S Straight **POPULAR**
4-072T Curved



4-071S

4-072T

FIXATION FORCEPS

Adson Fixation Forceps


Ideal for plastic & reconstructive surgery

Flat handle


Overall length 124 mm

Stainless Steel or Titanium

4-0741S	1x2 teeth, 0.50 mm	POPULAR
4-0741T	1x2 teeth, 0.50 mm	
4-0740T	Serrated tip	
4-0740S	Serrated tip	



4-0741S



4-0740S

Polack Corneal Transplant Fixation Forceps

Two point fixation

Delicate 1x2 teeth, 0.12 mm

1.20 mm between the tips

Curved shafts


Pierce type tips

Round handle

Overall length 112 mm

Titanium

4-0814T **POPULAR**



Nevyas-Wallace Fixation Forceps

Two point fixation

13.00 mm between the ends

1x2 teeth, 0.12 mm



Straight shafts

Round handle

Overall length 105 mm

Titanium

4-08011T



Castroviejo Fixation Forceps

Straight shafts


1x2 teeth, 0.50 mm

Flat handle

Overall length 109 mm

Titanium

4-0822T **POPULAR**



Lester Fixation Forceps

Straight tips

6.00 mm platforms

2x3 teeth

Flat handle

Overall length 105 mm

Stainless Steel

4-0832S



LENS INSERTERS

Steinert Paddle Lens Folding Forceps

Angled shafts
Flat handle
Overall length 110 mm
Titanium
4-2107T



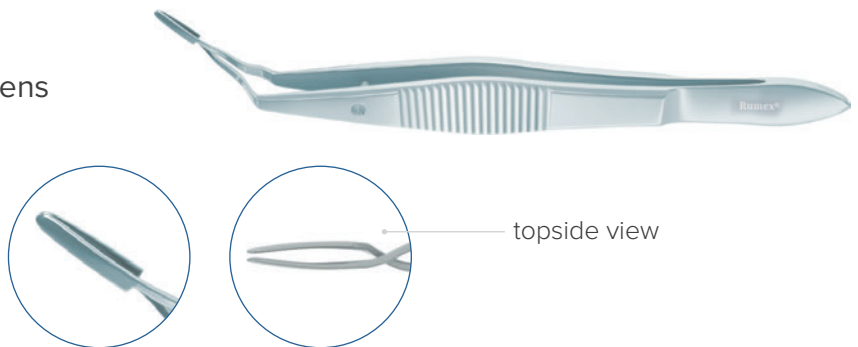
Faulkner Lens Holding Forceps

Angled shafts
Smooth jaws
Flat handle
Overall length 105 mm
Stainless Steel
4-2108S **POPULAR**




McDonald Inserting Forceps for Silicone Lens

Concave jaws, 5.00 mm
Cross-action
Flat handle
Overall length 107 mm
Stainless Steel
4-2113S



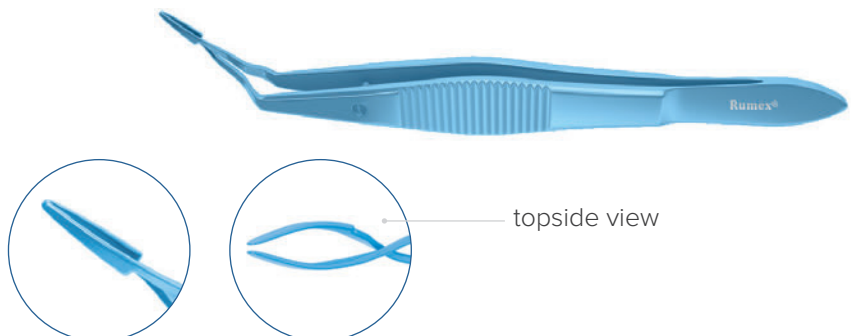
Acrylic Lens Insertion Forceps

Flat handle
Overall length 105 mm
Titanium
4-2132T **POPULAR**



Akahoshi Forceps for Acrylic Lens

Thin and smooth jaws, 7.00 mm
Jaws open up to 5.50 mm
Cross-action
Flat handle
Overall length 108 mm
Titanium
4-2138T




Cartridge Loading Forceps

Designed for inserting Acrylic IOL into A, B, C, D cartridges.
To be used with **16-2806, 16-2807, 16-2808 Injectors.**

Smooth jaws
Flat handle
Overall length 109 mm
Titanium

4-2141T




ARTISAN® Implantation Forceps

Used for implantation of toric ARTISAN® IOL.
Specially designed jaws help to fixate the lens optic during the enclavation.

Flat handle
Overall length 100 mm
Titanium

4-260T



IOL REMOVING INSTRUMENTS

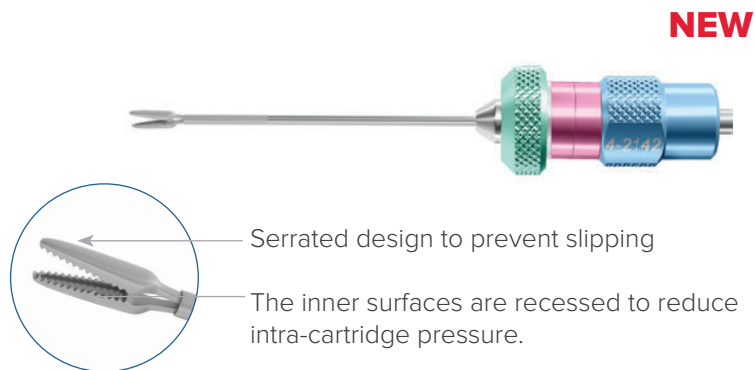
Intraocular Lens Extraction Forceps for Cartridge Pull-Through Technique, 18 Ga

Specially designed for Cartridge Pull-Through Technique.

Narrow and long tips grasp securely the IOL.
Compatible with Squeeze Handle 12-003T
Straight shaft

Can be used with **13-061 Holz Zonule Defender.**

4-2142*



IOL Grasping Forceps

Designed to reach and hold the IOL optic and haptic.

Sandblasted surfaces for efficient gripping
Fenestrated jaws for better visualization and haptic manipulation

Curved shaft
With fixation wheel
Compatible with Squeeze Handle 12-003T

4-2145* 21 Ga



*Tip only. Handles are sold separately.

Product design and/or features that do not influence its functionality and main parameters are subject to change

Rowen Rescue Kit for Foldable Lens Removal

Rowen Rescue Kit Forceps

Crocodile type intraocular forceps for foldable lens removal
 To remove silicone or acrylic IOL in case of complications
 Curved shaft
 Compatible with Squeeze Handle 12-003T
 4-2150* 19 Ga **POPULAR**




Rowen Rescue Kit Scissors

Intraocular scissors for foldable lens removal
 To cut silicone or acrylic IOL in case of complications
 Curved shaft
 Compatible with Squeeze Handle 12-003T
 4-2151* 18 Ga **POPULAR**



Micro Foldable Lens Cutter

Intraocular scissors for foldable lens removal
 To cut silicone or acrylic IOL in case of complications
 Blades with notches
 Curved shaft
 Compatible with Squeeze Handle 12-003T
 4-2173* 19 Ga




RUMEX Foldable Lens Cutter

Designed to cut and remove all types of foldable intraocular lenses through a small incision.
 Upper blade of the scissors has three bevels for effective cutting and grasping of the IOL.
 Flat squeeze Titanium handle
 Overall length 113 mm
 4-21731 **POPULAR**



RUMEX Foldable Lens Removing Forceps

Designed to grasp and remove all types of foldable intraocular lenses through a small incision.
 Flat squeeze Titanium handle
 Overall length 114 mm
 4-21741 **POPULAR**



*Tip only. Handles are sold separately.
 Product design and/or features that do not influence its functionality and main parameters are subject to change

4 - FORCEPS

**Osher
IOL Scissors**

To cut silicone or acrylic IOL in case of complications
8.50 mm blades with serrations to fixate the lens
Flat handle
Overall length 91 mm
Stainless Steel


4-2175S **POPULAR**

**ICL FORCEPS****ICL™
Cartridge Loading Forceps**

Designed to remove the ICL from the container and push it inside the cartridge.
Angled 30° long jaws
Round handle
Overall length 120 mm

4-20111T Titanium
4-20111S Stainless Steel

ICL™ - registered trademark of STAAR®

**ICL™
Coaxial Angled ICL™ Loading
Forceps**

Designed to load the ICL™ inside the cartridge to ensure proper positioning by pulling from the distal opening.
Straight shaft
With fixation wheel
Compatible with Squeeze Handle 12-003T

4-21431* 20 Ga


ICL™ - registered trademark of STAAR®

**Zaldivar-Kraff ICL™ Pacman Forceps**

Designed to load the ICL™ inside the cartridge to ensure proper positioning by pulling from the distal opening.
Atraumatic ridges and the gentle curve at the tips to grasp the ICL® without damage.
Straight shaft, angled tips
With fixation wheel
Compatible with Squeeze Handle 12-003T

4-21432* 20 Ga **POPULAR**

ICL™ - registered trademark of STAAR®



A view-port on the upper jaw for perfect visualization


*Tip only. Handles are sold separately.

Product design and/or features that do not influence its functionality and main parameters are subject to change


IRIS FORCEPS

Iris Forceps

Flat handle
Overall length 72 mm
Stainless Steel



Straight shafts
Fine serrated tips
Delicate serrations
4-100S




1x2 delicate teeth, 0.06 mm
4-101S Straight shaft (shown) **POPULAR**
4-102S Curved shaft

JEWELER FORCEPS

Jeweler #5 Forceps

Pointed tips
Tying platform 6.00 mm
Straight jaws
Flat handle
Overall length 110 mm
Titanium


4-111T **POPULAR**



Jeweler #3C Forceps

Pointed tips
Tying platform 6.00 mm
Straight jaws
Flat handle
Overall length 110 mm
Titanium


4-113T **POPULAR**



Jeweler #7 Forceps

Pointed tips
Tying platform 6.00 mm
Curved jaws
Flat handle
Overall length 110 mm
Titanium

4-115T



HEMOSTATIC FORCEPS AND SERREFINES

Hartman Hemostatic Mosquito Forceps

Serrated jaws
Ring handle
Overall length 90 mm
Stainless Steel

4-120S Straight (shown) **POPULAR**
4-121S Curved



Halsted Hemostatic Mosquito Forceps

Serrated jaws
Ring handle
Overall length 125 mm
Stainless Steel

4-122S Straight (shown) **POPULAR**
4-123S Curved



Serrefine

Straight
Stainless Steel

16-090S Large size **POPULAR**
Overall length 55

16-092S Small size
Overall length 35



MUSCLE FORCEPS

Jameson Muscle Forceps

11.00 mm from tip to angle
6.00 teeth
Slide lock
Overall length 100 mm
Stainless Steel

4-130S Left **POPULAR**
4-131S Right (shown) **POPULAR**



Superior Rectus Forceps

1x2 teeth, 0.50 mm
Flat handle

Osher


Angled shafts
10.00 mm from tip to angle
Overall length 106 mm
Stainless Steel

4-136S


Elsching

Straight shafts
Overall length 108 mm
Titanium

4-138T



4-136S



4-138T

SUTURING FORCEPS

Tying platform hard-faced with tungsten carbide coating for even greater grip and increased control over the tissue and suturing materials


Castroviejo Suturing Forceps

Tying platform, 6.00 mm
Flat handle
Overall length 110/108/108 mm

- 4-0600T 1x2 teeth, 0.12 mm
- 4-0601T 1x2 teeth, 0.30 mm
- 4-0602T 1x2 teeth, 0.50 mm

POPULAR

Titanium or Stainless Steel



Paufique Suturing Forceps

1x2 teeth, 0.50 mm
Tying platform, 6.00 mm
Flat handle
Overall length 87 mm


4-0606T Titanium



Bishop-Harmon Suturing Forceps

1x2 teeth, 0.30 mm
Tying platform, 5.00 mm
Flat handle
Overall length 87 mm
Stainless Steel


4-0607S **POPULAR**



Moorfields Suturing Forceps

For gripping the tissue, conjunctiva and Tenon's capsule
Grooved section, 14.00 mm
Flat handle
Overall length 110 mm
Titanium

4-2303T **POPULAR**




TYING FORCEPS

Tying platform hard-faced with tungsten carbide coating for even greater grip and increased control over both tissue and suturing equipment

Kelman-McPherson Tying Forceps

For 8-0 to 11-0 sutures
Flat handle

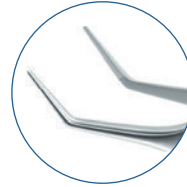


Tying platforms, 4.00 mm
Overall length 81 mm
Titanium

4-090T **POPULAR**

Tying platforms, 10.00 mm
Overall length 86 mm
Titanium

4-092T **POPULAR**



Tying platforms, 8.00 mm
Overall length 84 mm
Stainless Steel


4-091S **POPULAR**

Tying platforms, 10.00 mm
Overall length 86 mm
Stainless Steel

4-092S

McPherson Tying Forceps


For 8-0 to 11-0 sutures
Flat handle



Straight
Tying platforms, 4.00 mm
Overall length 84 mm


4-171T Titanium (shown)
4-171S Stainless Steel

POPULAR



Straight
Tying platforms 7.00 mm
Overall length 110 mm
Stainless Steel

4-178S **POPULAR**



Angled, Titanium
Tying platform, 6.00 mm
Overall length 102 mm

4-173T **POPULAR**

Tying platform, 8.00 mm
Overall length 103 mm


4-174T **POPULAR**

Tying platform, 10.00 mm
Overall length 104 mm

4-175T **POPULAR**

Tying platform, 12.00 mm
Overall length 106 mm

4-176T **POPULAR**



Curved
Tying platforms, 4.00 mm
Overall length 109 mm
Titanium



4-177T **POPULAR**

Catalano Tying Forceps

For 8-0 to 11-0 sutures
Curved

V-groove tying platform, 6.00 mm
Round handle
Overall length 106 mm
Titanium

4-182T




Tennant Tying Forceps


For 9-0 to 11-0 sutures

Extra delicate smooth jaws
Tying platform, 6.00 mm
Round handle
Overall length 108/107/107 mm
Titanium or Stainless Steel


- 4-185T Straight (shown) | **POPULAR**
- 4-185S Straight
- 4-1851T Angled
- 4-186S Curved **POPULAR**



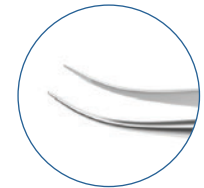
4-185T



4-185S



4-1851T




4-186S

Intraocular Tying Forceps

For 9.0-11.0 sutures

Designed for intraocular suturing.
Curved shaft
With fixation wheel
Compatible with Squeeze Handle
12-003T

4-1891* 23 Ga



MICS


4-2300S
SS

UTILITY FORCEPS

Bonaccolto Utility Forceps

Longitudinal atraumatic serrations, 15.00 mm
Cross serrations at tips
Flat handle
Overall length 100 mm
Titanium

4-2300T **POPULAR**



Watzke Sleeve Spreading Forceps

Used to stretch the silicone sleeve placed around the eyeball.
Serrated tips aid in gripping the sleeve and allow for adjustable traction.
Flat cross-action handle
Overall length 110 mm
Titanium

4-2201T



TOWEL CLAMPS AND FORCEPS

Schaedel Towel Clamp

Flat handle
Overall length 90 mm
Stainless Steel

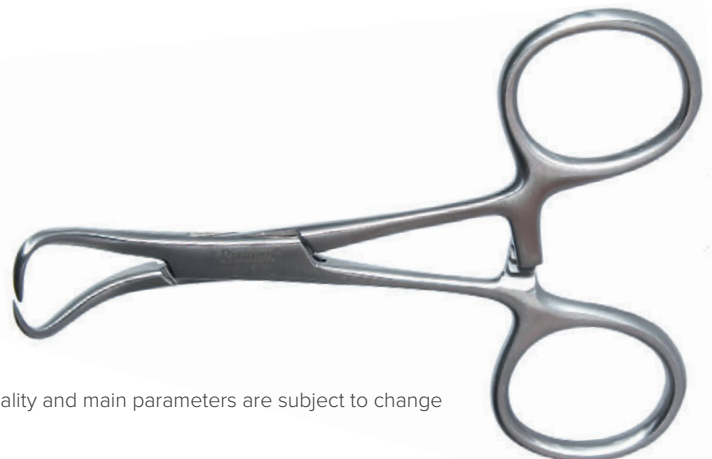
16-080S



Towel Forceps

Ring handle
Overall length 125 mm
Stainless Steel

16-081S **POPULAR**



*Tip only. Handles are sold separately.
Product design and/or features that do not influence its functionality and main parameters are subject to change

HOOKS

INTRAOCULAR LENS HOOKS

Stainless Steel hooks with an ergonomic light-weight round Titanium handle



Lewicky Lens Manipulating Hook

Angled, 10.00 mm from tip to angle
Vaulted shaft
0.15 mm diameter blunt tip
Overall length 120 mm

5-021



Kuglen Iris Hook and Lens Manipulator

0.15 mm diameter shaft
"H"-shaped tip
Overall length 122/124 mm

5-030 Angled **POPULAR**
5-0301 Straight



RUMEX Lens Manipulator

Angled, 10.00 mm from tip to angle
0.18 mm diameter shaft
Button-shaped 0.45 mm tip
Overall length 122 mm

5-031 **POPULAR**



Sinskey Lens Manipulating Hook

Angled
0.15 mm diameter tip
Overall length 121/122 mm

5-032 Angled **POPULAR**
5-0321 Straight



Reversed Sinskey Scoring Hook for Endothelial Keratoplasty

Angled, 10.00 mm from tip to angle
0.20 mm diameter tip
Overall length 117 mm

5-0322 **POPULAR**



Lester Lens Manipulator

Hourglass-shaped 0.20 mm tip
Overall length 124/122 mm

5-033 Straight
5-0331 Angled **POPULAR**



Bechert Nucleus Rotator

Angled, 10.00 mm from tip to angle
"Y"-shaped tip
Overall length 121 mm

5-034 **POPULAR**



Fenzl Lens Manipulating Hook

Angled, 10.00 mm from tip to angle
"T"-shaped tip
Overall length 121 mm

5-036

MUSCLE/TENOTOMY HOOKS

Stainless Steel hooks with an ergonomic light-weight flat serrated Titanium handle

Ensure safety of extraocular muscles

5-040S
SS

Jameson Muscle Hook

Flat hook
Bulbous tip

2.00 mm tip, 9.50 mm hook
Overall length 135 mm

5-040 Standard **POPULAR**

1.50 mm tip, 8.00 mm hook
Overall length 128 mm

5-0401 Small



5-041S
SS

5-042S
SS

Graefe Muscle Hook

Flat hook

1.00 mm tip, 8.00 mm hook
Overall length 135 mm

5-041 Size 1 **POPULAR**

1.50 mm tip, 10.00 mm hook
Overall length 140 mm

5-042 Size 2 **POPULAR**



5-061S
SS

Scobee Oblique Muscle Hook

Curved shaft
4.50 mm flat hook
Overall length 136 mm

5-061 **POPULAR**



5-062S
SS

Stevens Tenotomy Hook

6.00 mm flat hook
Overall length 120 mm

5-062 **POPULAR**



5 - HOOKS

**Rychwalski Muscle Hook
with Groove**

1.80 mm tip
12.20 mm hook
Overall length 140 mm

5-046

**RETINAL DETACHMENT HOOKS**

Stainless Steel hook with an ergonomic light-weight flat serrated Titanium handle

**Gass
Retinal Detachment Hook**

13.00 mm flat hook
1.50×0.70 mm hole
Overall length 140 mm

5-060 **POPULAR****IRIS HOOKS**

Stainless Steel hook with an ergonomic light-weight flat serrated Titanium handle

Iris Hook

Angled
Overall length 121 mm

5-020



DIAMOND KNIVES

up to 3000
INCISIONS



Titanium
Handle
with Lock

Extreme sharpness of the blades

Potentially reduced risk of wound leak

Minimal pressure

Predictable cuts and architecture of the wound for more consistent healing

ASTIGMATIC KERATOTOMY AND ICRS



ICRS Knife

Micrometer Titanium handle
Overall length 110 mm



ICRS

1.00 mm
Designed for implantation of intrastromal corneal ring segments (ICRS).
Performs a 1.00 mm radial incision at 70–80% of corneal thickness.
Micrometric scale allows to customize the depth of the blade
from 0 to 1000 microns (0 to 1.00 mm).
Increment – 5 microns (0.005 mm)
The maximal depth of the blade is 1700 microns (1.70 mm).



6-00/6-020 **POPULAR**


Arcuate

1.00/0.20 mm
Tapered blade
6-00/6-030



UNIVERSAL SIDE-PORT KNIVES

Used for paracentesis.
Straight Titanium handle
Overall length 120 mm



45° Single Edge
1.00 mm
6-10/6-050



45° Single Edge
0.60 mm
6-10/6-0501



30° Single Edge
1.00 mm
6-10/6-051



45° Double Edge
1.00 mm
6-10/6-052



Trifacet
1.00 mm
6-10/6-053 **POPULAR**



20° Trifacet
1.00 mm
6-10/6-0531



60° Lancet
1.00 mm
6-10/6-070



60° Lancet
0.80 mm
6-10/6-0701



Multi-Incision
1.00 mm
6-10/6-076



Product design and/or features that do not influence its functionality and main parameters are subject to change

ANGLED PHACO KNIVES

up to 3000
INCISIONS



Used for tunnel incision.
Angled Titanium handle
Overall length 117 mm



Clear Cornea Blades

6-20/6-071 – 2.50 mm
6-20/6-072 – 2.80 mm
6-20/6-073 – 3.00 mm
6-20/6-074 – 3.20 mm
6-20/6-075 – 2.20 mm
6-20/6-081 – 2.30 mm
6-20/6-077 – 2.75 mm
6-20/6-078 – 2.70 mm

Facet-Free Crescent Knives

6-20/6-092 – 2.00 mm

Self-Diving Trapezoid Blades

6-20/6-100 – 1.90/2.50 mm
6-20/6-101 – 2.70/3.20 mm
6-20/6-102 – 3.00/3.50 mm
6-20/6-104 – 2.30/2.80 mm
6-20/6-105 – 2.60/3.00 mm
POPULAR 6-20/6-107 – 2.00/2.30 mm



Used for micro incision.
Angled Titanium handle
Overall length 117 mm



Trapezoid Self-Diving Blades

6-20/6-140 – 0.50/1.00 mm
6-20/6-141 – 0.80/1.20 mm
6-20/6-142 – 1.30/1.50 mm
6-20/6-143 – 1.50/1.80 mm
6-20/6-144 – 1.80/2.00 mm
6-20/6-145 – 1.80/2.20 mm

Zaldivar Knife for ICL Implantation

0.55/1.00 mm
Designed for ICL™ implantation.
Can be used for other incisions:
side-port, clear cornea, scleral tunnel.
6-20/6-0551 **POPULAR**



LRI KNIVES

up to 3000
INCISIONS





Universal Three-Step Knife for Cataract and LRI Surgery

Precise, easy and stable calibration mechanism with 3 preset depths of 500, 550 and 600 microns. Full extension is for side-port incision. Overall length 125 mm



Single footplate for better visualization
20° Trifacet Blade
0.20 – 1.00 mm



6-322/6-0531 **POPULAR**

Pre-Set LRI Knives

Pre-Set LRI Knives

Can be used with a slit lamp.
Short Titanium handle
Overall length 78 mm

6-500S/6-0531

Preset depth 500 microns

6-600S/6-0531

Preset depth 600 microns



Pre-Set LRI Knives


Long Titanium handle
Overall length 110 mm

6-500/6-0531

Preset depth 500 microns

6-600/6-0531

Preset depth 600 microns



DON'T FORGET TO BUY

Diamond Knife Cleaning Pack

The pack consists of 3 solutions (1, 2, 3) that are used to clean the blade from the residual debris prior to sterilization.

21-602-1 **POPULAR**



SAPPHIRE KNIVES



Titanium
Handle
with Lock

Low pressure

Accurate cuts

Consistent healing



UNIVERSAL SIDE-PORT KNIVES

Overall length 136 mm




45° Double Edge Blade
1.00 mm

6-10/6SK-0501



Trifacet Blade
1.00 mm

6-10/6SK-053




60° Double Edge Lancet Blade
1.00 mm

6-10/6SK-070 **POPULAR**


PHACO KNIVES

Overall length 135 mm




Clear Cornea Blades

6-20/6SK-072 – 2.80 mm **POPULAR**
6-20/6SK-075 – 2.20 mm
6-20/6SK-080 – 2.65 mm




Self-Diving Trapezoid Blades

6-20/6SK-145 – 1.80/2.20 mm **POPULAR**
6-20/6SK-146 – 1.80/2.40 mm
6-20/6SK-147 – 1.80/2.90 mm



Facet-Free Crescent Blades

6-20/6SK-093 – 2.20 mm




Zaldivar Knife for ICL Implantation

6-20/6SK-0551 – 0.55/1.00 mm

PHACO INSTRUMENTS

Ernest Nucleus Cracker

Cross-action
Flat handle
Overall length 106 mm
Titanium
7-025T




Cross-action mechanism prevents the stretching of the wound

Serrated paddle shaped tips securely engage the nucleus

Kansas-Alfonso Nucleus Fragment Removing Forceps

Designed to remove fragments of the nucleus through a small incision.
2 rows of delicate teeth
Flat handle
Overall length 107 mm
Titanium
7-0201T



PRECHOPPERS

Cross-action
Ergonomic round serrated squeeze-handle
Stainless Steel



Angled Prechopper

Max opening 3.00 mm
Overall length 116 mm
7-111S



Inamura Prechopper

Straight
Narrow tip is easily inserted into the denser nucleus which enables division of a soft nucleus from a dense one without counter force.
Max opening 3.00 mm
Overall length 120 mm



7-1165S **POPULAR**

Combo Prechopper

Straight
Specially designed jaws split soft and hard nuclei.
With sharp blades on the upper side of the tips and blunt on the other side
Max opening 3.00 mm
Overall length 121 mm



Inamura Prechopper

Straight
Max opening 2.80 mm
Overall length 120 mm



7-11651S

7-1161S **POPULAR**

Combo Prechopper

Straight
For sub-2.00 mm Coaxial Micro Phaco
Max opening 2.00 mm
Overall length 121 mm



Yeoh Prechopper

Straight
Blunt atraumatic tips are used for complete nucleus separation during Femtosecond laser cataract procedure.
Max opening 2.80 mm
Overall length 120 mm



7-1166S

7-1162S **POPULAR**

Akahoshi Prechopper

Straight
Groove enables easy rotation of the nucleus during prechopping.
Max opening 3.00 mm
Overall length 121 mm



NEW

Crozafon Prechopper

Straight
Provides easy releasing of entrapped gas bubbles for safer hydrodissection.
Max opening 3.00 mm
Overall length 118 mm



7-1167S

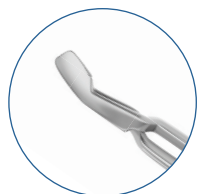
7-1163S **POPULAR**

Escaf Prechopper

Straight
Round handle
Overall length 120 mm
Stainless Steel

7-149S **POPULAR**

Designed
in cooperation with
Luis Escaf M.D., Colombia



- Max opening 2.80 mm
- The tip is truncated so as not to hurt the edge of capsulorhexis

Used to complete breakdown after Femtosecond or Ultrachopper use.

- Fractures cataract with hardness less than 4+
- Tolerates capsulorhexis less than 5.00 mm with no injure to the capsule edges
- Fits through 2.00 mm incision

CHOPPERS

RHD for right-handed surgeon - to hold in the left hand
 LHD for left-handed surgeon - to hold in the right hand


Stainless Steel choppers with an ergonomic light-weight round serrated Titanium handle



Nagahara Phaco Chopper
 Overall length 120 mm
 7-063 RHD (shown) **POPULAR**
 7-064 LHD



Nucleus Claw Chopper
 Overall length 120 mm
 7-072 **POPULAR**



Rosen Phaco Chopper Universal
 Overall length 120 mm
 7-065 **POPULAR**



Intraocular Manipulator with Ball tip
 Straight
 0.50 mm diameter ball tip
 Overall length 123 mm
 7-074

Angled
 Overall length 121 mm
 7-075



Rosen Phaco Splitter
 60 degree angled
 Wedge-shaped
 Overall length 120 mm
 7-066 RHD **POPULAR**
 7-067 LHD (shown)



NEW
Universal Multifunctional Phaco Chopper

- Anterior sharp edge for horizontal and vertical nucleus chopping
- Blunt posterior surface for iris/capsule retraction
- Rounded tip is for safe nucleus cracking

Overall length 120 mm
 7-0751



Phaco Cleaver
 Overall length 120 mm
 7-068 RHD **POPULAR**
 7-069 LHD (shown)



Small Pupil Snapper Hook & Phaco Chopper
 Overall length 121 mm
 7-077 **POPULAR**

NEW




Phaco Chopper for Cross-Chop Technique

Designed for Cross Chop and Quick Chop techniques.

- Elongated 2.00 mm tip fractures all lens densities
- Reduced use of Ultrasound lowers risk of endothelial cells loss

Overall length 120 mm

7-0681



Drysdale Nucleus Manipulator & Capsule Polisher

For nucleus dividing and separating
Overall length 121 mm

7-093 Regular tip **POPULAR**
7-0931 Capsule polisher tip



Micro Finger Chopper

Overall length 120 mm

7-097



Quick Chopper with Rounded Edge

Overall length 120 mm

7-128 RHD (shown) **POPULAR**
7-1281 LHD



He Phaco Chopper

45° angled, wedge-shaped
Rounded angled polished tip to separate the nucleus from cortical material

Overall length 120 mm

7-1061 RHD (shown) **POPULAR**
7-1071 LHD



Seibel Chopper

Chopper with ball-shaped tip for efficient capsule protection
Overall length 122 mm

7-130 RHD **POPULAR**



Phaonit Quick Chopper

Designed to quickly and easily chop all grades of nuclei.
Overall length 120 mm

7-125 0.18 mm tip
7-1251 0.35 mm tip



Axe Quick Chopper

Overall length 120 mm

7-135

Escaf Nucleus Manipulator

Overall length 120 mm

7-117 30 Degrees bent tip

7-1171 45 Degrees bent tip

Designed in cooperation with Luis Escaf M.D., Colombia



- Atraumatic flat olive-shaped tip
- Rotates the cataract fragments and introduces them to the phaco tip
- Disengages the cataract fragments after fracturing with a prechopper
- Useful in protecting the posterior capsule

CHOPPERS

RHD for right-handed surgeon - to hold in the left hand
 LHD for left-handed surgeon - to hold in the right hand

Stainless Steel choppers with an ergonomic light-weight round serrated Titanium handle

Nagahara Phaco Chopper & Drysdale Nucleus Manipulator

Overall length 128 mm

7-0631 RHD **POPULAR**


1-0631s
 SS



Double Phaco Spatula

Small Pupil Snapper Hook & Micro Finger
 Overall length 132 mm

7-079 **POPULAR**



Chang Micro Finger & Quick Chopper

Modified Micro Finger tip with interior edge to chop and divide soft nucleus
 Quick Chopper with sharp point to penetrate and split hard nucleus
 Overall length 125 mm

7-127 RHD Titanium handle
 7-1271 LHD Titanium handle

1-127s
 SS

POPULAR

1-1271s
 SS



Seibel Chopper & Quick Chopper

Ball-shaped tip for efficient capsule protection
 Quick safety chopper with rounded edge
 Overall length 132 mm

7-1361 RHD **POPULAR**



Triple Edge Phaco Chopper with Polisher Tip

Overall length 117 mm

7-126


1-126s
 SS



Koch Nucleus Spatula

Curved
 Duck bill tips with notches
 Overall length 122 mm

7-070




FEMTOCATARACT CHOPPERS

Slade/Terao Nucleus Splitter

Used to crack the femtochopped nucleus.
Chopper type design tip
Micro jaws
Curved shaft
With fixation wheel
Compatible with Squeeze Handle 12-003T


7-143* 23 Ga



Nagy Femtosecond Chopper

Designed for Femtosecond laser-assisted
cataract surgery.
Cracks the nucleus through the laser-
created lines.
Blunt edge is safe for the posterior capsule.
Overall length 122 mm

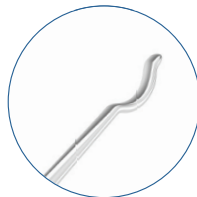
7-145



Donnenfeld Femto Splitter

For splitting the nucleus
Angled shaft
Curved tip
Overall length 121 mm

7-146



Curve at the tip provides adequate surface contact for successful splitting of the lens.

*Tip only. Handles are sold separately.

Product design and/or features that do not influence its functionality and main parameters are subject to change

HYDROCHOPPERS

Lesieur Hydrochopper

This unique design provides a tip that is efficient for chopping as well as manipulating the nucleus without endangering the posterior capsule. Lesieur Hydrochopper is developed specially for Bimanual Microphaco.

20 Ga tip with Nagahara type chopper (for 1.00 mm incisions)
The end opening port provides maximum irrigation.
The dual oval sideports 0.50×0.70 mm provide supplemental irrigation in case when the front opening is overfilled.

Titanium handle/Stainless Steel tip
Overall length 105 mm

7-0634/I 20 Ga



Designed in
cooperation with
Gilles Lesieur,
M.D., France



CAPSULE POLISHERS

Anterior/Posterior Capsule Polisher

135° angled shaft
Overall length 120 mm

7-101 **POPULAR**




Capsule polishing is an important step of phacoemulsification. Polishing the anterior capsule, removing posterior capsular plaque and other residual cortical debris help to achieve and maintain capsular clarity. At the same time the procedure of polishing must be performed with a safe and delicate instrument.

Holz Capsule Polisher

Designed to perform delicate polishing of the capsule.
Angled shaft, "iron"-shaped tip
Texturized tip for polishing of all capsule parts
Sharpened ridge at the top for efficient polishing of the bottom part of the anterior capsule
Overall length 123 mm

7-142



Designed in
cooperation with
Huck Holz,
M.D., U.S.A.



IRRIGATION/ASPIRATION HANDPIECES

Irrigation/Aspiration Handpiece for Coaxial Phaco

Round handle
 Standard connectors
 Overall length 110 mm
 Titanium
 7-080/IAH



Tips for Irrigation/Aspiration Handpiece

Stainless Steel

POPULAR



Thornton 20° angled
 7-080/20



Binkhorst
 7-080/BC



Simcoe
 7-080/SIM



45° angled
 7-080/45



90° angled
 7-080/90



Straight
 7-080/ST


Irrigation Handpiece for Bimanual Technique

Curved tube with smooth tip
 Titanium handle/Stainless Steel tip
 Standard connector




Irrigates anterior chamber, maintaining its stability and providing for maximal cortex removal.


May be introduced through any side-port incision, allowing easy access to all parts of the capsule.



2x0.35 mm side-ports
 Overall length 104 mm
 7-081 21 Ga **POPULAR**



2x0.50 mm side-ports
 Overall length 104 mm
 7-0813 21 Ga **POPULAR**



2x0.35 mm side-ports
 Overall length 105 mm
 7-081-23 23 Ga **POPULAR**

Stodulka Enhanced Irrigation Handpiece for Bimanual Technique

Curved tube
 Two ports on side 0.50x1.00 mm for optimal irrigation
 Titanium handle/Stainless Steel tip
 Standard connector
 Overall length 105 mm
 7-0811 21 Ga



- Handpiece recommended for bimanual microphaco and Femtosecond cataract surgery
- Smooth bullet-shaped tip facilitates instrument insertion


Aspiration Handpiece For Bimanual Technique

Curved tube with smooth or texturized tip
 Titanium handle/Stainless steel tip
 Standard connector




May be introduced through any side-port incision, allowing easy access to all parts of the capsule


Removes residual cortex after phacoemulsification



1x0.35 mm top port
 Smooth tip
 Overall length 104 mm
 7-082 21 Ga **POPULAR**



1x0.35 mm top port
 Capsule polisher tip
 Overall length 104 mm
 7-0821 22 Ga **POPULAR**



1x0.35 mm top port
 Capsule polisher tip
 Overall length 105 mm
 7-0821-23 23 Ga **POPULAR**

NEEDLE HOLDERS

Tungsten carbide coated tips for advanced gripping

Lightweight

Non-magnetic

KALT NEEDLE HOLDERS

Kalt Needle Holder

For 4.0-6.0 sutures
Straight
Standard jaws, 10.50 mm
Flat serrated locking handle
Overall length 135 mm
Titanium

8-080T **POPULAR**



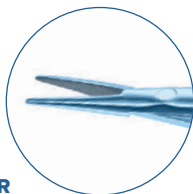
CASTROVIEJO NEEDLE HOLDER

Castroviejo Needle Holder

Titanium
Flat serrated handle

For 4.0-6.0 sutures
Straight delicate jaws, 13.50 mm
Overall length 122 mm


8-0921T with lock **POPULAR**



8-0921S
SS

For 4.0-7.0 sutures
Curved standard jaws, 11.00 mm
Overall length 140 mm

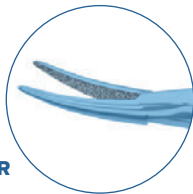
8-100T with lock



8-100S
SS

For 7.0-9.0 sutures
Curved delicate jaws, 8.00 mm
Overall length 135 mm

8-096T without lock **POPULAR**



8-096S
SS

ING'S NEEDLE HOLDERS/SCISSORS

Ing's Needle Holder/Scissors

For 4.0-7.0 sutures
Used to cut suture only.
Combination of needle holder and scissors
in one instrument
Straight long size jaws, 15.00 mm
Round handle
Overall length 105 mm
Stainless Steel

8-102S



COAXIAL/INTRAOCULAR NEEDLE HOLDERS

Intraocular Needle Holder

For 9.0-11.0 sutures
Designed for intraocular suturing and
manipulations with the IOL.
Curved shaft
With fixation wheel
Compatible with Squeeze Handle 12-003T

8-1211-23* 23 Ga




*Tip only. Handles are sold separately.

Product design and/or features that do not influence its functionality and main parameters are subject to change

Coaxial Needle Holder For IOL Suturing

For 9.0-11.0 sutures
Designed for IOL scleral fixation with suture through a small incision.
Titanium handle with plunger mechanism
Curved shaft
To be used with straight and curved spatulated needles with length up to 18.00 mm (Poly propylene 10-0 or 9-0).
Overall length 128 mm
8-120 18 Ga



BARRAQUER NEEDLE HOLDER

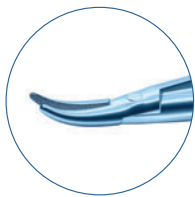
Tungsten carbide coated tips for advanced gripping Lightweight Non-magnetic

Barraquer Needle Holder

Titanium
Ergonomic round serrated handle



Curved standard jaws, 12.00 mm For 4.0-7.0 sutures

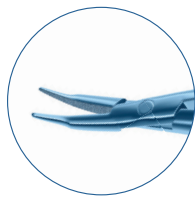


Overall length 100 mm
8-010T with lock
8-011T without lock **POPULAR**

Overall length 115 mm **8-031S**
8-030T with lock **SS**
8-031T without lock **POPULAR**

Overall length 125 mm
8-060T with lock
8-061T without lock

Curved extra fine jaws, 8.00 mm For 8.0-11.0 sutures




Overall length 100 mm
8-024T with lock
8-025T without lock **POPULAR**

Overall length 115 mm **8-045S**
8-045T without lock **SS**
POPULAR

Overall length 125 mm **8-051S**
8-050T with lock **SS**
8-051T without lock **POPULAR**

Straight standard jaws, 12.00 mm For 4.0-7.0 sutures



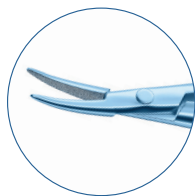
Overall length 100 mm
8-013T without lock

Curved strong jaws, 12.00 mm For 4.0-6.0 sutures



Overall length 125 mm **8-091S**
8-090T with lock **SS**
8-091T without lock **POPULAR**

Curved fine jaws, 12.00 mm For 4.0-7.0 sutures



Overall length 100 mm
8-020T with lock
8-021T without lock **8-041S** **8-040S**
SS **SS**

Overall length 115 mm
8-040T with lock **POPULAR**
8-041T without lock **POPULAR**

Overall length 125 mm **8-071S**
8-070T with lock **SS**
8-071T without lock **POPULAR**

PROBES

Bowman Lacrimal Probe

Overall length 133 mm

- 9-010S size 0000 & 000 **POPULAR**
- 9-011S size 00 & 0
- 9-012S size 1 & 2 **POPULAR**
- 9-013S size 3 & 4 **POPULAR**
- 9-014S size 5 & 6
- 9-015S size 7 & 8



Quickert Lacrimal Intubation Probe

Overall length 140 mm

- 9-021S size 0
- 9-023S size 2



Pigtail Lacrimal Probe

8.00 mm pigtail curved probes with holes
Polished tip
Overall length 125 mm

- 9-031 **POPULAR**



9-031S
SS


9-050S
SS

9-051S
SS

Wilder Lacrimal Dilator

Blunt polished tip
Overall length 100 mm
Titanium

- 9-050T size 1 (19.00 mm) **POPULAR**
- 9-051T size 2 (23.00 mm)
- 9-052T size 3 (32.00 mm)





9-060S
SS

Castroviejo Double-Ended Lacrimal Dilator

Polished tip
Overall length 100 mm
Titanium

- 9-060T size 1 & 2 **POPULAR**



RETRACTORS


LACRIMAL SAC RETRACTORS

10-013s
SS

Stevenson Lacrimal Sac Retractor

Curved
3x3 prongs
Blades separated 25.00 mm
Screw opening
Overall length 83 mm

10-013



Knapp Lacrimal Sac Retractor

4 blunt prongs
8.00 mm width tip
Overall length 140 mm

10-014 **POPULAR**

10-014s
SS



LID & ORBITAL RETRACTORS

Desmarres Lid Retractor

Overall length 130 mm

- 10-020 size 0 - 11.00 mm
- 10-021 size 1 - 13.00 mm (shown)
- 10-022 size 2 - 15.00 mm
- 10-023 size 3 - 17.00 mm

POPULAR

- Secures the eyelid in the everted position
- May be employed for safe eyelid and lashes isolation during intravitreal injections

10-020s
SS

10-021s
SS

10-022s
SS

10-023s
SS



Schepens Orbital Retractor

Overall length 144 mm
Stainless Steel

10-030S



Double-Ended Orbital Globe Retractor-Elevator

Double-ended, 10.00/14.00 mm wide
Thin ribbon retractor with a gentle "S"
curve
Overall length 180 mm
Titanium

10-034T



IRIS (PUPIL) DILATORS


Iris Retractor*

Strong yet flexible polypropylene hook for mechanical iris dilation
 Vertical orientation for easy handling
 Insertion through 0.50 mm self-sealing incision at the limbus
 Reusable
 Supplied sterile in an autoclavable PTFE container

10-5127 **POPULAR**

STERILE

6
PER BOX



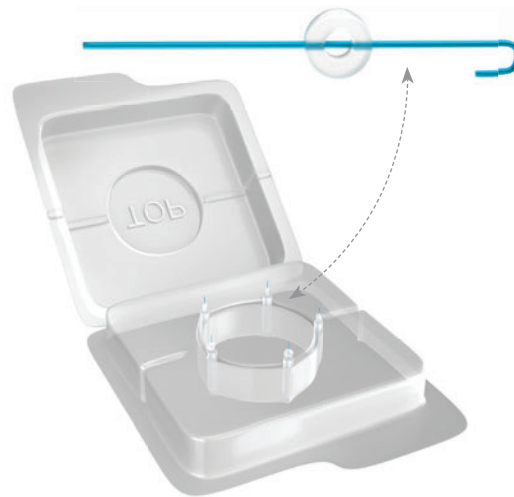
Iris Retractors*

Disposable

10-5016-1 4 per box
 10-5067-1 5 per box


STERILE

2



Beehler Pupil Dilator

17 Gauge
 Curved shaft
 Four prongs
 Overall length 130 mm
 Titanium



3 fingers for 4 point dilation

POPULAR



10-083



10-091

with plunger

Provides even dilation by allocating tension on all sides of the pupil.

*Not for sale in Europe

Product design and/or features that do not influence its functionality and main parameters are subject to change

SCISSORS

Matte finish/anti-glare coating

Minimal friction

Maraging stainless steel

Unique hardening system promoting 3,000+cuts without resharpening

Sharp cutting edges

CORNEAL SCISSORS

Flat handle
Stainless Steel



Castroviejo Corneal Scissors

Blunt tips
Curved 7.00 mm blades
11.00 mm from midscrew to tips
Overall length 100 mm



11-010S Left (shown)
11-0101S Right

Katzin Corneal Transplant Scissors

Blunt tips
Strongly curved 8.00 mm blades
9.50 mm from midscrew to tips
Overall length 100 mm



11-020S Left (shown) | **POPULAR**
11-0201S Right

Castroviejo Universal Corneal Scissors

Blunt tips
7.50 mm blades
Overall length 102 mm

11-011S

11.00 mm blades
Overall length 106 mm

11-012S



11-011S | **POPULAR**
11-012S

Castroviejo Corneal Section Scissors

11.50 mm blades
14.00 mm from midscrew to tips
Lower blade is 0.50 mm longer than upper.
Overall length 106 mm



11-024S Right (shown) | **POPULAR**
11-0241S Left

Castroviejo Universal Corneal Scissors

Blunt tips
Curved 13.00 mm blades
16.00 mm from midscrew to tip
Overall length 110 mm



11-015S | **POPULAR**

DALK Corneal Transplant Scissors

Blades with blunt ledge are used to perform the superficial keratectasia. Remove the 4 parts of separated stromal layers after the «Big Bubble» procedure.
Overall length 106 mm



11-038S Right
11-0381S Left (shown)

Osher Universal Corneal Scissors

Blunt tips
Gently curved 13.00 mm blades
21.00 mm from midscrew to tip
Provide a precise 6.50 mm beveled incision opening with a single snip.
Overall length 120 mm



11-013S



Corneal Universal Scissors

Blunt tips
Curved
Round handle
Overall length 110/112 mm
Stainless Steel

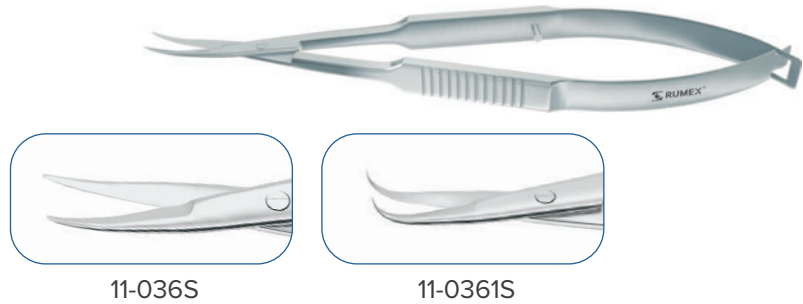


11-034S 7.50 mm blades (shown) | **POPULAR**
11-035S 11.00 mm blades

**DLEK
Corneal Transplant Scissors**

For the removal of the posterior cornea
Long blades
Overall length 102 mm
Stainless Steel

- 11-036S Medium curve
- 11-0361S Strong curve



11-036S

11-0361S

Holland Spatulated DALK Scissors

Vannas-style scissors with “micro blades” facilitate the dissection of stromal tissue. Rounded and blunt tips
Horizontally-oriented, spatulated design of the inner blade keeps the scissors in the proper plane minimizing inadvertent perforation.
Shortened outer blade allows to trim the tissue in a precise fashion.
Overall length 100 mm
Stainless Steel

- 11-134 Right (shown)
- 11-135 Left



IRIS SCISSORS

**Zaldivar
Iridectomy Scissors**

Straight shaft
With fixation wheel
Compatible with Squeeze Handle 12-003T


- 11-03721* 23 Ga



**McPherson-Vannas
Iris Scissors**

Curved
8.00 mm blades
Sharp pointed tips
Round handle
Overall length 85 mm
Stainless Steel

- 11-062S **POPULAR**



Iris Scissors

28.00 mm pointed tips from midscrew to tip
Ring handle
Overall length 115 mm
Stainless Steel

- 11-080S Straight (shown) **POPULAR**
- 11-081S Curved



*Tip only. Handles are sold separately.
Product design and/or features that do not influence its functionality and main parameters are subject to change

Barraquer Iris Scissors

7.00 mm blades
Blunt tips
Squeeze action handle
Overall length 55 mm
Stainless Steel

11-1223 **POPULAR**



STITCH SCISSORS

Westcott Stitch Scissors

Gently curved
16.00 mm blades
21.00 mm from pivot to tip
Sharp pointed tips
Overall length 120 mm
Stainless Steel

11-044S Standard jaws (shown) **POPULAR**
11-125S Westcott type slim jaws



Westcott Stitch Scissors

Gently curved
13.00 mm blades
15.00 mm from pivot to tip
Sharp pointed tips
Overall length 115 mm
Stainless Steel

11-046S Flat handle **POPULAR**
11-047S Round handle



STRABISMUS SCISSORS

Knapp Strabismus Scissors

Ring handle
Overall length 115 mm
Stainless Steel

11-100S Straight (shown) **POPULAR**
11-101S Curved



TENOTOMY SCISSORS

Westcott Tenotomy Scissors

Stainless Steel
Curved
Blunt tips



Westcott Tenotomy Scissors

13.00 mm blades
15.00 mm from pivot to tip
Overall length 115 mm

11-040S **POPULAR**



Westcott Tenotomy Scissors

15.00 mm blades
19.00 mm from pivot to tip
Overall length 116 mm

11-048S Right **POPULAR**



Westcott Tenotomy Scissors

16.00 mm blades
21.00 mm from pivot to tip
Overall length 120 mm

11-042S **POPULAR**



Shepard-Westcott Tenotomy scissors

16.00 mm blades
Serrated upper blade
(«supercut»)
21.00 mm from pivot to tip
Overall length 123 mm

11-0481S Right



Stevens Tenotomy scissors

Overall length 115 mm
Stainless Steel

11-130S straight, sharp tips
11-131S curved, sharp tips
11-132S curved, blunt tips
11-133S straight, blunt tips (shown)

POPULAR




CAPSULOTOMY SCISSORS

Side-Port Capsulotomy Scissors

Curved shaft
With fixation wheel
Compatible with Squeeze Handle 12-003T

11-03741* Left 20 Ga (shown)
11-03751* Right 20 Ga



Capsulotomy Scissors

Sharp pointed tips
Stainless Steel



Vannas Capsulotomy Scissors

Straight
6.00 mm blades
9.00 mm from pivot to tip
Overall length 84 mm

11-050S **POPULAR**



Gills-Vannas Capsulotomy Scissors

Straight
10.00 mm blades
13.00 mm from pivot to tip
Overall length 88 mm

11-056S **POPULAR**



Vannas Capsulotomy Scissors

Curved
6.00 mm blades
9.00 mm from pivot to tip
Overall length 84 mm

11-052S **POPULAR**



Gills-Vannas Capsulotomy Scissors

Curved
10.00 mm blades
13.00 mm from pivot to tip
Overall length 88 mm

11-058S **POPULAR**



Vannas Capsulotomy Scissors

Angled
6.00 mm blades
9.00 mm from pivot to tip
Overall length 81 mm

11-054S **POPULAR**



Gills-Vannas Capsulotomy Scissors

Angled
10.00 mm blades
13.00 mm from pivot to tip
Overall length 84 mm

11-0581S **POPULAR**



Clayman-Vannas Swan Neck Capsulotomy Scissors

Straight
5.00 mm blades
7.00 mm from pivot to tip
Sharp pointed tips
Smooth handle
Overall length 82 mm
Stainless Steel

11-0501S



*Tip only. Handles are sold separately.
Product design and/or features that do not influence its functionality and main parameters are subject to change

ENUCLEATION SCISSORS

Enucleation Scissors

Curved
Blunt tips
Ring handle
Stainless Steel

Medium size
Blades from midscrew to tip - 38.00 mm
Overall length 128 mm

11-090S (shown)

Large size
Blades from midscrew to tip - 45.00 mm
Overall length 130 mm

11-091S



IOL CUTTERS/SCISSORS

Osher IOL Scissors

To cut silicone or acrylic IOL
8.50 mm blades
Overall length 91 mm
Stainless Steel


4-2175S **POPULAR**



Rowen Rescue Kit Scissors

Intraocular scissors for foldable lens removal
To cut silicone or acrylic IOL in case of complications
Curved shaft
Compatible with Squeeze Handle 12-003T

4-2151* 18 Ga **POPULAR**



Micro Foldable Lens Cutter

Intraocular scissors for foldable lens removal
To cut silicone or acrylic IOL in case of complications
Blades with notches
Curved shaft
Compatible with Squeeze Handle 12-003T

4-2173* 19 Ga



Notches

*Tip only. Handles are sold separately.

Product design and/or features that do not influence its functionality and main parameters are subject to change

SPATULAS



IRIS/NUCLEUS SPATULAS


Straight Spatula

Overall length 122 mm

13-010 0.25 mm width, 10.00 mm length (shown)

13-011 0.40 mm width, 14.00 mm length **POPULAR**


13-014 1.00 mm width, 13.00 mm length



Curved Spatula

Overall length 122 mm

13-020 0.25 mm width, 12.00 mm length **POPULAR**





Double Spatula

Overall length 134 mm

13-031 0.50 & 1.00 mm width **POPULAR**

Overall length 134 mm

13-032 0.30 & 0.50 mm width



Holz Zonule Defender

Can be used with **4-2142 Intraocular Lens Extraction Forceps.**


Overall length 120 mm

13-061

Designed in cooperation with
Huck Holz,
M.D., U.S.A.



NEW





- Inserted into the equator of the capsule bag and used as counter traction during IOL exchange
- Prevents the prying motion from breaking zonules by distributing countertraction forces

CYCLODIALYSIS SPATULAS

Castroviejo Double-Ended Cyclodialysis Spatula

Overall length 136 mm

13-050 0.50 mm width, 10.00 & 15.00 mm **POPULAR**



Castroviejo Cyclodialysis Spatula

Overall length 124 mm

13-051 1.00 mm width, 10.00 mm length

13-052 0.75 mm width, 10.00 mm length



FEMTOSECOND CATARACT SPATULAS



Spatula for Femtosecond Laser Procedure


Used for opening cataract incision created by femtosecond laser system. Specially designed for Alcon LenSx® Laser. Also compatible with incisions made by VICTUS™ Femtosecond Laser platform (Bausch & Lomb).
 1.40 mm length flat tip
 Overall length 120 mm



20-204

Donnenfeld Femto Spatula

Special flattened design of the tip helps to open femtosecond created cataract incisions.
 Overall length 122 mm



10 serrations for intraocular measurement (from 1.00 mm to 10.00 mm with 1.00 mm increment)

20-2041

Double-Ended Femto Spatula

NEW



Safe and quick Femtosecond incisions opening
 Blunt flattened spear easily detects the entering point.
 Blunt keratome-shaped tip facilitates incision opening.
 Overall length 132 mm



20-061

Uy Laser Lens Fragmentation Combo Manipulator

Double-ended instrument for Femtosecond cataract procedure combining a chopper and a spatulated tip for nuclear, epinuclear and cortical fragments manipulating
 Overall length 131 mm




13-181

CORNEAL SPATULAS

Paton Spatula and Spoon

Double-ended instrument for manipulations with the cornea (LASIK/PRK/Corneal Transplantation)
 Overall length 150 mm



13-110

DSEK, DSAEK, DMEK SPATULAS


Corneal Dissector

For intrastromal dissection
 Straight
 60° angled shaft
 12.00 mm from tip to angle
 Overall length 125 mm
 13-137



Corneal Dissector

For intrastromal dissection
 Curved (curvature radius 22.00 mm)
 45° angled shaft
 12.00 mm from tip to angle
 Overall length 127 mm
 13-138



Irrigating Endothelial Stripper

For Descemet's stripping
 Overall length 104 mm
 13-139/I



Spatula-Guide

For corneal endothelium implantation
 Overall length 122 mm
 Titanium
 13-150T



DSEK, DSAEK, DMEK SPATULAS

Cindy Sweeper DSEK Spatula

Angled shaft
12.00 mm from bend to tip
0.70 mm diameter
Overall length 114 mm
Stainless Steel

13-151S

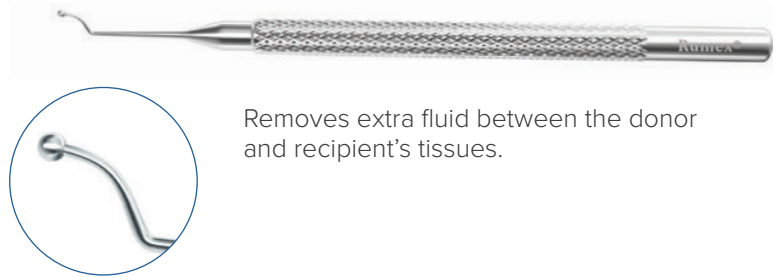


Smoothens out the area between the donor graft and recipient's stromal bed.

Carlson DSEK Smoother

Angled/vaulted shaft
7.50 mm from tip to angle
2.50 mm blunt ball
Overall length 115 mm
Stainless Steel

13-152S



Removes extra fluid between the donor and recipient's tissues.

Terry DSEK Scraper

Angled shaft
11.00 mm from tip to angle
Hole-shaped scraper facing upward
Overall length 114 mm
Stainless Steel

13-153S



Roughens the recipient's inner corneal stroma for better layers adherence.

Melles Style 1 DSAEK PLK Scraper

45° angled shaft
11.00 mm from tip to angle
45° angled tip
Overall length 125 mm
Titanium


13-154T



Melles Style 2 DSAEK PLK Scraper

45° angled shaft
11.00 mm from tip to angle
90° angled tip
Overall length 125 mm
Titanium

13-155T




John DSAEK Descemet's Stripper

"T" shape 1.80 mm wide x 0.60 mm high tip
Efficient in cases of strong adherence of the Descemet's membrane to recipient's corneal stroma.

Strongly vaulted shaft
Overall length 118 mm

13-1491



John Dextatome DMEK/ DSAEK Spatula

Removes the Descemet's membrane as a single disc.

Strongly vaulted shaft
Overall length 119 mm

13-182



John DSAEK Stromal Scrubber

Roughens the inner corneal stroma at the periphery of Descemetorhexis.

Minimizes the risk of disk detachment after DSAEK.

Strongly vaulted shaft
Round handle
Overall length 120 mm

13-183



John DSAEK Glider

Used for donor disk gliding.
Smoothens the corneal surface and clears fluid in the donor-recipient interface.

Overall length 114 mm

13-184




Tan Marginal DMEK Dissector

Double-tipped end is designed for cutting the peripheral ends of donor Descemet's membrane without risk of radial tears occurrence.

Curved single-tipped end is used for convenient separation of the membrane from the stroma.

Overall length 132 mm

13-185



DLEK SPATULAS

Manipulator for DLEK procedure

Designed to tuck the edges of the donor lamella.

0.15 mm diameter Z-hook with blunt tip

Overall length 120 mm

13-160



DALK SPATULAS

Trisector for DALK Procedure

Facilitates separation of rest of stromal attachments from Descemet's membrane at the periphery.

Blunt bottom surface is safe for Descemet's membrane.

The anterior surface has an edge that facilitates the enlarging of stromal opening with a blade.

Flat 1.40×0.70 mm tip

Overall length 124 mm

13-170



Spatula for DALK Procedure

The center groove can be used as a guide for the blade facilitating the enlarging of stromal opening.

Blunt bottom surface is safe for Descemet's membrane.

Flat 1.00×9.00 mm tip

Overall length 122 mm

13-171



Dissector for DALK Procedure

Creates a track in deep stroma for the further cannula inserting.

Obtains delicate preparation for "Big Bubble" procedure.

12.00 mm length blunt beveled tip

Overall length 122 mm

13-172




FOREIGN BODY SPUDS

Davis Foreign Body Spud

Overall length 123 mm

16-153




PRK/LASIK SPATULAS

Hockey Knife for Epithelium Removal

To remove epithelium for PRK procedure and during LASIK retreatment

Overall length 130 mm

20-001 **POPULAR**



Lindstrom LASIK/PRK Spatula and Epithelium Removal Board

Semi-sharp end of the instrument is designed to remove epithelium. Fine spatula on the other end is used for flap manipulation during LASIK surgery.

Overall length 138 mm


20-002



LASIK Spatula and Flap Retreatment Instrument

Double-ended
Overall length 133 mm

20-013



LASEK SPATULAS

LASEK Epithelial Micro Hoe

Can be used to detach and lift the edge of the epithelium flap.
Overall length 120 mm

20-131



LASEK Knife

The sharp anterior part of the knife is used to detach epithelium from the incision. The blunt part of the knife is for repositioning of the epithelium after the ablation.
Overall length 128 mm

20-0011 **POPULAR**




SMILE SPATULAS

Stodulka ReLEx Smile Double Lenticule Spatula

Blunt spoon and flat spatula
Overall length 130 mm

20-207 **POPULAR**




Wide disc-shaped beveled tip allows to dissect the lenticule safely and conveniently.

Flat spatula is used to identify and open the intrastromal pocket.

ReLEx Smile Double Lenticule Spatula

Blunt spoon and shortened atraumatic spatula
Overall length 129 mm

20-2071



Wide disc-shaped beveled tip allows to dissect the lenticule safely and conveniently.

Flat shortened spatula

SMILE Lenticule Removing Spatula

Double-function tool
Overall length 120 mm

20-2073



NEW

Delicate reversed hook for easy identification and capture of lenticule edge

Modified spatula for smooth and safe removal

FEMTOLASIK SPATULAS

FemtoLASIK Flap Spatula Double-Ended

A delicate pick and a curved spatula
to open and manipulate the flap
Overall length 128 mm

20-201 **POPULAR**



FemtoLASIK Flap Spatula

Delicate spatula with a jag on the tip to
detach the flap edge and to open the flap
Overall length 121 mm

20-202



Zaldivar FemtoLASIK Spatula

Extra delicate spatula with bullet shaped
tip to open and manipulate the flap
Overall length 123 mm

20-203 **POPULAR**



ICL™ SPATULAS

Pallikaris ICL™ Manipulator

Designed to place the lens corners under the iris.

Sandblasted tip
Overall length 123 mm

13-141



ICL™ — registered trademark of STAAR®



Zaldivar ICL™ Manipulator


Double-ended instrument with slightly forked tips to place the lens corners under the iris

Overall length 128 mm

13-142



ICL™ — registered trademark of STAAR®



ICRS SPATULAS

Elevator for ICRS Implantation

To create a small pocket in intended direction of the tunnel with a mild rotatory movement

Straight shaft
Tip dimensions: 0.10 mm height, 0.20 mm width, 0.70 mm length
Overall length 123 mm

10-035




Suarez Spreader

To enlarge the small corneal pockets in both directions in a proper depth

Straight shaft
Tip dimensions: 0.10 mm height, 0.60 mm width, 1.25 mm length
Overall length 122 mm

13-146

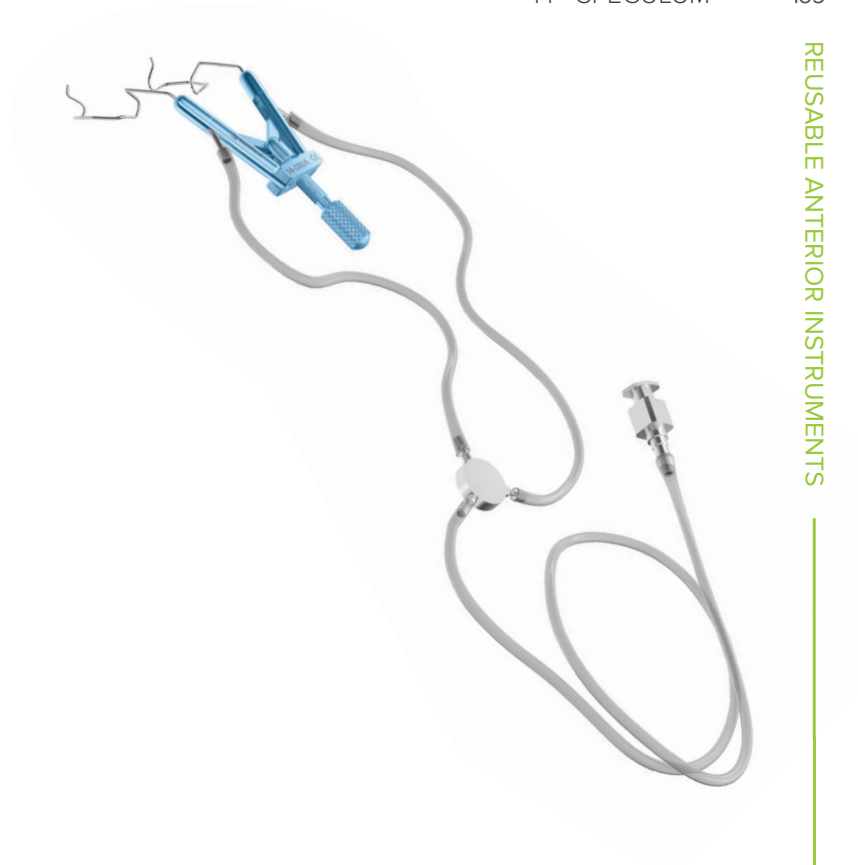


SPECULUMS

SPECULUMS WITH ASPIRATION

Thumb-screw control to adjust lid tension

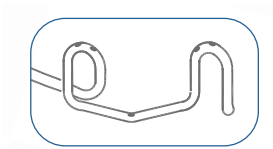
Ports on each blade allow continuous aspiration providing better vision during the operation.



Kershner Style

Reversible
Nasal/temporal approach
Solid blades, 14.00 mm
Overall length 70 mm

14-060A Adult



Lieberman Style

Temporal
"V" style open blades, 14.00 mm
Overall length 78 mm

14-080A Adult **POPULAR**

Child Lieberman Style

Temporal
«V» style open blades, 10.00 mm
Overall length 64 mm

14-082A Child

Lieberman Style for LASIK

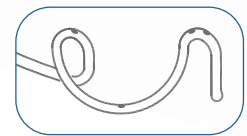
Temporal
Rounded open blades, 14.00 mm
Overall length 78 mm

14-080LA Adult

Lieberman Style for LASIK

Nasal
Rounded open blades, 14.00 mm
Overall length 75 mm

14-081LA Adult



14 - SPECULUM

LANCASTER SPECULUMS**Lancaster Eye Speculum**

- Adjustable mechanism with locking nut
- Spring-control with locking mechanism and stabilizing disk
- Solid-shaped slightly curved blades fit orbital margin, keep eyelashes from the surgical area, and provide optimal view

Temporal

Solid blades, 16.00 mm

Overall length 70 mm

Titanium

14-045T

**CASTROVIEJO SPECULUMS****Castroviejo Speculum**

Temporal

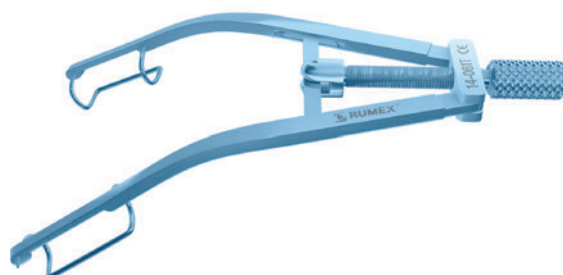
Fenestrated blades, 14.00 mm

Blades spread 30.00 mm

Flat handle

Overall length 85 mm

Titanium

14-061T Adult **POPULAR****REVERSIBLE SPECULUMS KERSHNER STYLE**

Can be used both for nasal and temporal approach.

Kershner Reversible Speculum

Fenestrated blades, 14.00 mm

Flat handle

Overall length 70 mm

Titanium

14-062T Adult

**Kershner Reversible Speculum**

Adult

Solid blades, 14.00 mm

Overall length 70 mm

Titanium

14-060T Round handle

14-0601T Flat handle

POPULAR

14-0601S

SS

14-060S

SS

TEMPORAL SPECULUMS LIEBERMAN STYLE

Thumb-screw control to adjust lid tension

Temporal Speculum

Lieberman Style

Titanium



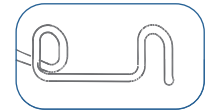
«V» style open blades, 14.00 mm
Round handle
Overall length 76 mm

14-040T Adult **POPULAR**



Kratz style open blades, 14.00 mm
Flat handle
Overall length 76 mm

14-0401TK Adult **POPULAR**



«V» style open blades, 10.00 mm
Round handle
Overall length 60 mm

14-042T Child **POPULAR**



«V» style open blades, 14.00 mm
Flat handle
Overall length 76 mm

14-0401T Adult **POPULAR**



For LASIK
Rounded open blades, 14.00 mm
Round handle
Overall length 76 mm

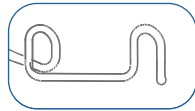
14-040TL Adult **POPULAR**



Specially designed to accommodate microkeratome suction ring.

Kratz style open blades, 14.00 mm
Round handle
Overall length 71 mm

14-040TK Adult **POPULAR**



For LASIK
Rounded open blades, 14.00 mm
Flat handle
Overall length 76 mm

14-0401TL Adult

TEMPORAL FEMTO SPECULUMS

Slade-Murdoch Speculum

Adjustable Speculum with Lath Mechanism

Parallel retraction design. Quick installation and removal due to self-locking mechanism. Blades specially curved to facilitate laser docking without increasing external pressure.

Temporal
Open 14.00 mm blades
Overall length 54 mm

14-052T



SAUER SPECULUMS

Temporal
Solid blades
Blade spread 20.00 mm
Overall length 35/25/20 mm

- 14-030 Child (8.00 mm blades)
- 14-031 Newborn (5.00 mm blades)
- 14-032 Premature (4.00 mm blades)



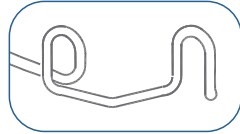
NASAL SPECULUMS LIEBERMAN STYLE

Thumb-screw control to adjust lid tension

Nasal Speculum Lieberman Style

Titanium

«V» style open blades
14.00 mm
Round handle
Overall length 70 mm



14-041T Adult **POPULAR**

«V» style open blades,
10.00 mm
Round handle
Overall length 60 mm

14-043T Child

«V» style open blades,
14.00 mm
Flat handle
Overall length 70 mm

14-0411T Adult

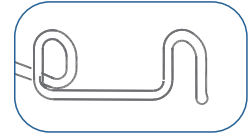
«V» style open blades,
10.00 mm
Flat handle
Overall length 60 mm

14-0431T Child



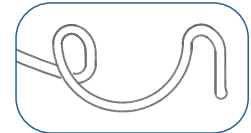
Kratz style open blades,
14.00 mm
Round handle
Overall length 70 mm

14-041TK Adult



For LASIK
Rounded open blades,
14.00 mm
Flat handle
Overall length 70 mm

14-0411TL Adult



Specially designed to accommodate microkeratome suction ring.

BARRAQUER WIRE SPECULUMS

Angled for temporal approach

Stainless Steel



Closed rounded wire blades

14.00 mm blades
Overall length 45 mm

14-022S Adult **POPULAR**

11.00 mm blades
Overall length 38 mm

14-023S Child **POPULAR**

10.00 mm blades
Overall length 38 mm

14-024S Infant **POPULAR**

4.00 mm blades
Overall length 25 mm

14-0244S Newborn **POPULAR**



Solid blades

14.00 mm blades
Overall length 40 mm

14-0221S Adult **POPULAR**

11.00 mm blades
Overall length 35 mm


14-0231 Child

5.00 mm blades
Overall length 28 mm

14-0241S Newborn

4.00mm blades
Overall length 28 mm

14-0222S Premature



Open wire blades

14.00 mm blades
Overall length 45 mm

14-025S Adult **POPULAR**



Closed wire blades

14.00 mm blades,
Overall length 40 mm

14-028S Adult **POPULAR**

11.00 mm blades,
Overall length 36 mm

14-0281S Child



Open rounded wire blades

14.00 mm blades,
Overall length 40 mm

14-0282S Adult



Open wire blades

14.00 mm blades,
Overall length 45 mm

14-0286S Adult


10.00 mm blades,
Overall length 36 mm

14-0287S Child

CANNULAS

ANESTHESIA CANNULAS

Used to deliver anesthetic agents inside the muscle cone or the posterior Sub-Tenon's space.





Sub-Tenon's Anesthesia Cannula

Curved
0.30 mm side-port

15-009 19 Ga × 25 mm

Atkinson Retrobulbar Needle

15-001-23 23 Ga × 38 mm



Sub-Tenon's Anesthesia Cannula

Curved
Flattened tip
Front opening



15-013-19 19 Ga × 25 mm

Sub-Tenon's Anesthesia Cannula

Curved
3 ports of 0.40 mm
15-011C-19 19 Ga × 25 mm

ANTERIOR CHAMBER CANNULAS

Used for maintaining and forming the anterior chamber by injecting or removing air, fluids, viscoelastics and intraocular medications.



Rycroft Anterior Chamber Cannula


Angled 45°
4 mm angled tip
15-051-23 23 Ga × 22 mm
15-051-25 25 Ga × 22 mm
15-051-27 27 Ga × 22 mm **POPULAR**
15-051-30 30 Ga × 22 mm

6 mm angled tip
15-052-27 27 Ga × 22 mm

8 mm angled tip
15-053-27 27 Ga × 22 mm

Bishop-Harmon Anterior Chamber Cannula


8 mm angled tip
Angled 40°
Spatulated
15-055-19 19 Ga × 25 mm **POPULAR**



McIntyre Anterior Chamber Cannula

Angled 45°
Smooth blunt tip
Front opening

15-061-26 26 Ga × 20 mm



Irrigating Cannula

Straight
Blunt polished tip

15-049-23 23 Ga × 25 mm
15-049-30 30 Ga × 25 mm



Lewicky Anterior Chamber Maintainer

Self-retaining threaded tip for stable fixation within the corneal stroma
27.5 cm silicone tubing

15-065 20 Ga × 3.5 mm tip **POPULAR**



Jaymce Anterior Chamber Maintainer

Bulbous beveled tip allows easy insertion and stable fixation within the corneal stroma
27.5 cm silicone tubing

15-1067 20 Ga × 4 mm tip



Girard Anterior Chamber Maintainer

Atkinson tip
27.5 cm silicone tubing

15-067 23 Ga × 5 mm tip **POPULAR**



IRRIGATING/ASPIRATING CANNULAS

Used for removing cortical debris or viscoelastic solution while maintaining the anterior chamber during cataract surgery.

Simcoe I/A Cannulas

Regular
0.30/0.40 mm side irrigation port, 0.40 mm anterior opening for aspiration
Irrigation through luer-lock hub, aspiration through the silicone tubing hub


15-129-0.3 23/23 Ga **POPULAR**
15-129-0.4 23/23 Ga

Reverse
0.30/0.40 mm side irrigation port, 0.40 mm anterior opening for aspiration
Aspiration through luer-lock hub, irrigation through the silicone tubing hub

15-133-0.3 23/23 Ga
15-133-0.4 23/23 Ga



15 - CANNULAS

**Gills I/A Cannula**

Side by side front opening

15-119 23/23Ga

**J-Shaped I/A Cannula**Regular
"J" shape facilitates removal
of cortex at 12 o'clock position
0.30 mm top port

15-1149R 23/23 Ga, Right

**LENS REMOVAL/NUCLEUS REMOVAL CANNULAS**

Specifically designed to aid in phacoemulsification during the lens extraction phase. The loop is placed between the lens and the posterior chamber, ensuring an atraumatic lens removal.

**Knolle-Pearse Irrigating Vectis**3 irrigating ports at 12, 10 and 2 o'clock
Loop 5.00 mm wide, 9.00 mm long



15-183 23 Ga × 35 mm

**Sheets Irrigating Vectis**3 irrigating ports
Serrations on top
Loop 6.50 mm wide, 19.00 mm long

15-203 21 Ga × 38 mm

**HYDRODISSECTION/HYDRODELINEATION CANNULAS**

Designed for easy placement under the anterior capsule to deliver fluids to facilitate the separation of the cortex from the capsule.


**McIntyre Nucleus Hydrodissector**Flattened on the horizontal
plane tip provides the broad
stream of fluid
Angled 45°, 11 mm angled tip15-071-23 23 Ga × 22 mm
15-071-25 25 Ga × 22 mm
15-071-27 27 Ga × 22 mm**POPULAR****Chang Nucleus Hydrodissector**Beveled tip used to rotate the nucleus
Flat tip ensures easy insertion under the
capsular rim and broad stream of fluid
Angled 90°15-0681 27 Ga × 16 mm **POPULAR****Pearce J-Shaped Micro Hydrodissector**Hook 1.75 mm wide, 2.25 mm long
"J" shape facilitates hydrodissection
at the 12 o'clock position

15-073-27 27 Ga × 22 mm



CORTEX REMOVAL CANNULAS

Used to remove cortical material during phacoemulsification.



McIntyre-Binkhorst Cannula

Left
Blunt tip

15-079L 26 Ga × 22 mm



Simcoe Cortex Extractor Cannula

0.35 mm side-port

15-091-13/23 23 Ga × 13 mm

CYSTOTOME CANNULAS

Used to perform capsulorhexis. Tip is designed for opening of anterior capsule.



Kelman Sharp Irrigating Cystotome

Curved sharp cutting edge

15-025 25 Ga × 32 mm

CAPSULE POLISHERS

Specially designed for scrubbing all parts of the capsular bag. Tungsten carbide coating of the tip ensures the delicate and efficient capsule polishing.



Microincisional Capsule Polisher

Disc-shaped sandblasted tip
Curved tube for better visualization
For a sub-2.00 mm incision

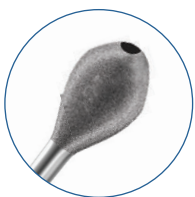
15-170 23 Ga × 25 mm



Kratz Capsule Polisher

0.30 mm side-port
Angled, blasted 3 mm from end

15-169-23 23 Ga × 22 mm



Jensen Capsule Polisher

Gently curved
Olive-shaped sandblasted tip

15-159-25 25 Ga × 28 mm
15-159-27 27 Ga × 28 mm

POPULAR

GLAUCOMA CANNULAS




Viscocanalostomy Cannula

For viscoelastic injection during Glaucoma surgery
Angled micro-gauge cannula with 5 mm beveled tip

15-1051-30 30 Ga × 20 mm

DALK CANNULAS



Cannula for DALK Procedure

Bottom port 0.20 mm
Designed for air injection in order to achieve an ideal "Big Bubble"

15-450-27 27 Ga × 38 mm **POPULAR**

REFRACTIVE CANNULAS



Vidaurri LASIK Irrigation Cannula

Universal cannula simultaneously irrigates both sides of the flap, washes the stromal bed and enables the flap positioning
Double-armed, 8 irrigating ports


15-371-25 25 Ga × 22 mm



Buratto LASIK Irrigation Cannula

3 irrigating ports of 0.25 mm

15-379-25 25 Ga × 32 mm



Slade LASIK Cannula

Flattened spatulated tip

15-376 26 Ga × 25 mm



Banaji LASIK Irrigation Cannula

Curved
4 ports of 0.25 mm

15-373-25 25 Ga × 22 mm **POPULAR**

LACRIMAL CANNULAS

For surgical treatment, repair and irrigation of the nasolacrimal system.



Lacrimal Cannulas

23 Ga cannula with 20 Ga reinforced shaft
Malleable tip

- 15-027 23 Ga × 32 mm, Straight
- 15-029 23 Ga × 32 mm, Curved
(shown)



Bailey Lacrimal Cannula

Straight
23 Ga cannula with 20 Ga reinforced shaft


- 15-031 23 Ga × 15 mm **POPULAR**



Shahinian Lacrimal Cannula

Smooth bullet shape tip

- 15-032 25 Ga × 35 mm



Fasanella Lacrimal Cannula

Gently curved

- 15-033 23 Ga × 42 mm **POPULAR**



Anel Lacrimal Cannulas

Special long mount blunt tip
Straight

- 15-035-23S 23 Ga × 20 mm
- 15-035-25S 25 Ga × 20 mm



Anel Lacrimal Cannulas

Special long mount blunt tip
Curved

- 15-035-23C 23 Ga × 20 mm
- 15-035-25C 25 Ga × 20 mm

ACCESSORIES

Designed to be attached to a cannula for irrigation and/or aspiration during ophthalmic surgeries.



Silicone Bulb with Adapter
15-301/303 **POPULAR**



Titanium Microsurgical Handle

- Male-Male (shown) 15-307T
- Male-Female 15-308T

MISCELLANEOUS

ALGERBRUSH INSTRUMENTS*

Complete Set of a Power Handle, Chuck, and Burr



Pterygium Remover

Diamond burr provides excellent smoothing of corneal surface after surgical removal of the tissue.

16-051-2.5 With a 2.50 mm
POPULAR Diamond Dusted Round Fine Grit Burr



16-050-3.5 With a 3.50 mm
POPULAR Diamond Dusted Round Medium Grit Burr



16-050-5.0 With 5.00 mm
Diamond Dusted Disk-Shaped
Medium Grit Burr



Rust Rings Remover

Used to remove foreign bodies and rust rings from patient's eye. Tungsten carbide coating ensures efficient corneal surface smoothing.

16-140 With a 1.00 mm Burr
POPULAR



16-141 With a 0.50 mm Burr
POPULAR



ALGERBRUSH REPLACEMENT BURRS*

Pterygium Remover Replacement Burrs with Chuck

1 per box, reusable, non-sterile

16-051-2.5B Diamond Round Fine Grit Burr,
POPULAR 2.50 mm



16-051-3.5B Diamond Round Medium
POPULAR Grit Burr, 3.50 mm



16-052-5.0B Diamond Disk-Shaped Medium
POPULAR Grit Burr, 5.00 mm



Rust Rings Remover Replacement Burrs

5 per box, reusable, non-sterile

16-142B Tungsten Burr, 1.00 mm
POPULAR

16-143B Tungsten Burr, 0.50 mm
POPULAR



*Not available in Canada

Product design and/or features that do not influence its functionality and main parameters are subject to change

DISPOSABLE ELECTRIC EYE CAUTERIES

Electric Eye Catery

Battery operated
Low temperature

16-041 fine tip **POPULAR**

16-042 elongated fine tip

STERILE

2

10
BOX



FIXATION RINGS

Fine-Thornton Phaco Fixation Ring

3/4 open ring with swivel
Titanium


13.00 mm diameter ring with teeth
Overall length 96 mm

16-036T

14.00 mm diameter ring with teeth
Overall length 98 mm

16-0341T **POPULAR**

16-036S
SS



FLIERINGA RINGS

Flieringa Rings

Sutured to the sclera to support the globe during difficult eye operations.

Stainless Steel

16-030-14 (14.00 mm)

16-030-17 (17.00 mm)

16-030-20 (20.00 mm)

16-030-15 (15.00 mm)

16-030-18 (18.00 mm)

16-030-21 (21.00 mm)

16-030-16 (16.00 mm)

16-030-19 (19.00 mm)

16-030-22 (22.00 mm)

INJECTORS

Injector for Capsular Ring with Irrigation


Designed for one-hand implantation of the capsular tension rings with diameters of 10, 11 and 12 mm.

Allows to implant the capsular tension ring clockwise and counter-clockwise.

Back cover of the instrument can be easily opened to flush and clean the inner mechanism of the injector.

Overall length 162 mm

16-253



IOL Injector

Plunger mechanism with reverse inner spring for easy and efficient one-handed implantation technique
Specially designed handle with a ring enables firm grip and precise control.

Can be supplied with **4-2141T IOL Loading Forceps**.

Overall length 212 mm

16-2806* For A, B, C cartridges

16-2808* For D cartridge **POPULAR**



*Not available in US, Japan, Germany, Switzerland

Product design and/or features that do not influence its functionality and main parameters are subject to change

IOL Injector

Plunger mechanism with reverse inner spring for easy and efficient one-handed implantation technique

Specially designed handle

enables firm grip and precise control.

Can be supplied with **4-2141T IOL Loading Forceps**.

Overall length 187,5 mm

16-2807 For D cartridge



IOL Injector NaviJect™

Plunger mechanism with reverse inner spring for easy and efficient one-handed implantation technique

Specially designed handle with a ring for precise control.

To be used with **IOL cartridges CAT-22 and other sizes**

Overall length 178,5 mm

16-2853*



LENS LOOPS

Wilder

Lens Loop

4.00 mm width

Overall length 134 mm

16-072 **POPULAR**



16-072S

SS

LID PLATES

Lid Plate

20.00 mm and 24.00 mm wide

Nonreflecting surface

Overall length 110 mm

16-50S Stainless Steel (shown) **POPULAR**

16-50T Titanium



PUNCHES & RONGEURS

Belz

Lacrimal Sac Rongeur

Polished finish

Overall length 185 mm

Stainless Steel

16-138



Kerrison
Rongeur

3.00 mm wide

9.00 mm opening

Polished finish

Stainless Steel

Overall length 140 mm

16-136 size 0



*Not available in US, Japan, Germany, Switzerland

Product design and/or features that do not influence its functionality and main parameters are subject to change

RUMEX Corneoscleral Punch

Set of Stainless Steel tips:
0.50 mm, 0.75 mm, 1.00 mm, 1.50 mm
Titanium handle
Overall length 122 mm
16-010




Used to perform a sclerectomy at the corneoscleral junction.

- Standard spring mechanism for precise control
- 360° rotatable tip for convenient positioning
- No need to hold the scleral flap

Micro Trabeculectomy Punch


0.60 mm diameter head
Bullet-shaped tip
0.30 mm × 0.60 mm deep bite
Straight shaft
Compatible with Squeeze Handle 12-003T
16-0111* 20 Ga



16-0111S
SS

Kelly Descemet's Membrane Punch

Stainless Steel tip
Serrated squeeze action Titanium handle
Overall length 131 mm
16-011 **POPULAR**



SCLERAL DEPRESSORS

Flynn Scleral Depressor

Loop style tip for depressing pediatric sclera
Overall length 100 mm
16-115 **POPULAR**



Schocket Double-Ended Scleral Depressor

With pocket clip
Overall length 143 mm
16-111 Titanium Handle/Stainless Steel tips **POPULAR**



16-111S
SS

SPOONS & CURETTES

Bunge Evisceration Spoon

Small size
Overall length 137 mm
16-061

Large size
Overall length 141 mm

16-062




Meyerhoefer Chalazion Curette

Overall length 135 mm

- 16-063 size 0 (1.50 mm)
- 16-064 size 1 (1.75 mm)
- 16-065 size 2 (2.00 mm)
- 16-066 size 3 (2.50 mm)
- 16-067 size 4 (3.50 mm)

POPULAR



- 16-063S SS
- 16-064S SS
- 16-065S SS
- 16-066S SS
- 16-067S SS



*Tip only. Handles are sold separately.

Product design and/or features that do not influence its functionality and main parameters are subject to change

16 - MISCELLANEOUS

**Wells
Enucleation Spoon**

Overall length 145 mm

16-060

**SURGICAL MALLETS & CHISELS****Surgical Chisel**

3.00 mm

Overall length 136 mm

Stainless Steel

16-137

**Surgical Mallet**

Polished finish

Overall length 177 mm

Stainless Steel

16-135

**NASAL SPECULUMS****Nasal Speculum**

Adult size

Polished finish

Stainless Steel

Overall length 150 mm

16-127

**TRABECULOTOMES****Harms****Trabeculotome**

9.00 mm long pointed tips with 3.00 mm spread

Overall length 51 mm

Stainless Steel

16-012S left (shown)

16-013S right

**TREPHINES****Corneal Trephine Blades**

Polished finish

Stainless Steel

16-0300	6.00 mm	16-0307	8.00 mm
16-0301	6.50 mm	16-0308	8.25 mm
16-0303	7.00 mm	16-0309	8.50 mm
16-0305	7.50 mm	16-0310	9.00 mm
16-0306	7.75 mm	16-0311	9.50 mm

**TUNNEL MAKERS****Tunnel Maker**

ID 4.40 mm/ED 5.60 mm

Stainless Steel

16-173S Left

16-174S Right

**PERIOSTEAL ELEVATORS****Tenzel Periosteal Elevator**

Shaft size to tip - 30.00 mm

Paddle width - 4.00 mm

Paddle thickness -1.40 mm

Overall length - 130 mm

Stainless Steel



The smooth end is used for blunt dissection of the periosteum over the inferior and lateral orbital rim. The sharp edge is used to reflect periosteum from the incision in a downward direction over the cheekbone.


16-139

LASEK/LASIK INSTRUMENTS

SPATULAS

LASIK Spatula and Flap Retreatment Instrument

Double-ended
Overall length 133 mm
20-013



LASEK Epithelial Micro Hoe

Can be used to detach edge of the epithelium flap.
Overall length 120 mm
20-131




LASEK Knife

The sharp anterior part of the knife is used to detach epithelium from the incision.
The blunt part of the knife is for repositioning of the epithelium after the ablation.
Overall length 128 mm
20-0011 **POPULAR**



FemtoLASIK Flap Spatula

Double-ended
A delicate pick and a curved spatula to open and manipulate the flap
Overall length 128 mm
20-201 **POPULAR**



SPATULAS

FemtoLASIK Flap Spatula

Delicate spatula with a jag on the tip to detach the flap edge and to open the flap
Overall length 130 mm

20-202



Zaldivar FemtoLASIK Spatula

Extra delicate spatula with bullet-shaped tip to open and manipulate the flap
Overall length 123 mm

20-203 **POPULAR**



EPITHELIUM REMOVAL KNIVES

Hockey Knife

To remove epithelium during PRK procedure and LASIK retreatment
Overall length 128 mm

20-001 **POPULAR**



20-001S
SS

Lindstrom LASIK/PRK Spatula and Epithelium Removal Board

Semi-sharp end of the instrument is designed to remove epithelium.
Fine spatula on the other end is used for flap manipulation during LASIK surgery.

Overall length 138 mm

20-002



TREPHINES AND FUNNELS

LASEK Trephine

For epithelial flap creation
Depth of the incision 70 μm
Overall length 128 mm

20-1011	8.00 mm
20-1021	9.00 mm



LASEK Funnel

For application of alcohol solution
For 8.00 mm and 9.00 mm optical zones
Overall length 129 mm
Titanium

20-1031T	8.50 mm
20-1041T	9.50 mm



LASEK Trephine & Funnel

For epithelial flap creation
Depth of the incision 70 μm
For application of alcohol solution
For 8.00 mm and 9.00 mm optical zones
Overall length 142 mm

20-121	8.00 & 8.50 mm
20-122	9.00 & 9.50 mm



**DON'T FORGET
TO BUY**

MARKING PENS

Disposable Marking Pen

Double-ended

20-050 **POPULAR**

STERILE

2

10
PER
BOX



STERILIZATION TRAYS

Size Chart

Item	Inserts	Dimensions		Size	Configuration	Accommodates, number of instruments
		mm	in			
Plastic Trays						
18-300	2 silicone plug-in inserts	190×101×38	7.5×4×1.5"	Medium	Single level	1
18-301-1	2 silicone plug-in inserts	152×63.5×19	6×2.5×0.75"	Small	Single level	2
18-305-1	2 silicone plug-in inserts	254×152.4×38	10×6×1.5"	Large	Single level	3
18-303-1	2 silicone plug-in inserts	190×101×19	7.5×4×0.75"	Medium	Single level	4
18-300-1	silicone finger tip mat	190×101×38	7.5×4×1.5"	Medium	Single level	4-6
18-301	silicone finger tip mat	152×63.5×19	6×2.5×0.75"	Small	Single level	2-3
18-302	silicone finger tip mat	165×101×19	6.5×4×0.75"	Small	Single level	4-5
18-303	silicone finger tip mat	190×101×19	7.5×4×0.75"	Medium	Single level	4-6
18-304	silicone finger tip mat	254×152×19	10×6×0.75"	Large	Single level	10-15
18-305	silicone finger tip mat	254×152×38	10×6×1.5"	Extra Large	Double level	20-30
18-307	silicone finger tip mat	68.5×38×25.5	3×1.5×1"	Very Small	Single level	1-2
18-308	silicone finger tip mat	190.5×63.5×19	7.5×2.5×0.75"	Medium	Single level	4-5
Aluminum Trays						
18-319	silicone finger tip mat	155×65×20	6.0×2.5×0.80"	Small	Single level	2-3
18-320	silicone finger tip mat	155×65×40	6.0×2.5×1.5"	Small	Single level	2-3
18-321	silicone finger tip mat	200×65×20	7.75×2.5×0.80"	Medium	Single level	4-5
18-322	silicone finger tip mat	200×110×20	7.75×4.25×0.80"	Medium	Single level	4-6
18-323	silicone finger tip mat	200×110×40	7.75×4.25×1.5"	Medium	Single level	4-6
18-324	silicone finger tip mat	260×160×20	10.25×6.25×0.80"	Large	Single level	10-15
18-325	silicone finger tip mat	260×160×40	10.25×6.25×1.5"	Large	Single level	10-15
18-326	silicone finger tip mat	260×160×40	10.25×6.25×1.5"	Extra Large	Double level	20-30
18-327	silicone finger tip mat	260×160×80	10.25×6.25×3.25"	Extra Large	Double level	20-30
18-328	silicone finger tip mat	260×160×80	10.25×6.25×3.25"	Large	Single level	10-15
18-331	silicone finger tip mat	215×165×20	8.50×6.50×0.80"	Large	Single level	6-8
18-332	silicone finger tip mat	310×235×20	12.25×9.25×0.80"	Extra Large	Single level	20-30
18-333	silicone finger tip mat	375×220×45	14.75×8.75×1.75"	Extra Large	Double Level + Open Section	30-45
18-334	silicone finger tip mat	390×265×20	15.5×10.5×0.80"	Extra Large	Single level	25-35
18-335	silicone finger tip mat	390×265×40	15.5×10.5×1.5"	Extra Large	Single level	25-35
18-336	silicone finger tip mat	390×265×40	15.5×10.5×1.5"	Extra Large	Double level	50-70
Stainless Steel Trays						
18-318	silicone finger tip mat	240×240×60	9.5×9.5×2.5"	Extra Large	Double level	20-30


PLASTIC TRAYS

RUMEX plastic trays are molded from General Electric's ULTEM® resin, using mold flow analysis to guarantee product strength, structural integrity, and extended life cycle. Trays come either with silicone finger tip mat or plug-in inserts.




18-300

Silicone inserts
for 1 instrument
190x101x38 mm
7.5x4x1.5 in




18-303-1

Silicone inserts
for 4 instruments
190x101x19 mm
7.5x4x0.75 in




18-305-1

Silicone inserts
for 3 instruments
254x152.4x38 mm
10x6x1.5 in




18-301-1

Silicone inserts
for 2 instruments
152x63.5x19 mm
6x2.5x0.75 in




18-301 **POPULAR**

152x63.5x19 mm
6x2.5x1.5 in




18-300-1

190x101x38 mm
7.5x4x1.5 in



18-308 **POPULAR**

190.5x63.5x19 mm
7.5x2.5x0.75 in




18-302 **POPULAR**

165x101x19 mm
6.5x4x0.75 in

18-303 **POPULAR**

190x101x19 mm
7.5x4x0.75 in




18-304 **POPULAR**

254x152x19 mm
10x6x0.75 in


18-303

190x101x19 mm
7.5x4x0.75 in



18-305 **POPULAR**

Double Level
254x152x38 mm
10x6x1.5 in



18-307








68.6x38x25.4 mm
3x1.5x1 in



18 - STERILIZATION TRAYS

ALUMINUM TRAYS

RUMEX aluminum trays are manufactured from an anodized aluminum alloy to prevent corrosion and ensure long-term use. This aluminum alloy has high thermal conductivity for faster drying. The trays are lightweight for easy transportation and handling. Trays come with silicone finger tip mat.

**18-319**155x65x20 mm
6x2.5x0.8 in**18-320**155x65x40 mm
6x2.5x1.5 in**18-321**200x65x20 mm
2.5x7.75x0.8 in**18-322**200x110x20 mm
7.75x4.25x0.8 in**18-323**200x110x40 mm
7.75x4.25x1.5 in**18-324**260x160x20 mm
10.25x6.25x0.8 in**18-325**260x160x40 mm
10.25x6.25x1.5 in**18-328**260x160x80 mm
10.25x6.25x3.25 in**18-326**Double Level
260x160x40 mm
10.25x6.25x1.5 in**18-327**Double Level
260x160x80 mm
10.25x6.25x3.25 in**STAINLESS STEEL TRAYS****18-318**With silicone mat, double level
240x240x60 mm
9.5x9.5x2.5 in**18-331**215x165x20 mm
8.5x6.5x0.8 in**18-332**310x235x20 mm
12.25x9.25x0.8 in**18-333**Double Level +
Open Section
375x220x45 mm
14.75x8.75x1.75 in**18-334**390x265x20 mm
15.5x10.5x0.8 in**18-335**390x265x40 mm
15.5x10.5x1.5 in**18-336**Double Level
390x265x40 mm
15.5x10.5x1.5 in

VITREORETINAL INSTRUMENTS AND CONSUMABLES

REUSABLE INSTRUMENTS

A VARIETY OF OPTIONS FOR VITREORETINAL SURGERY	132
HANDLES FOR VITREORETINAL INSTRUMENTS	134
VITREORETINAL INSTRUMENT TIPS	135
SCISSORS	136
FORCEPS	137
MEMBRANE INSTRUMENTS	140
ONE-PIECE VITREORETINAL INSTRUMENTS WITH FLUSHING SYSTEM	143
TWO STEP TROCAR SYSTEMS	144

DISPOSABLE INSTRUMENTS

ONE-PIECE SCISSORS & FORCEPS	145
DIAMOND DUSTED ILM ELEVATORS	146
ONE STEP TROCAR SYSTEMS	147

BACKFLUSH INSTRUMENTS

BACKFLUSH HANDLES AND RESERVOIRS	148
VITREORETINAL CANNULAS	149
SILICONE OIL & INFUSION SYSTEMS	150

A VARIETY OF OPTIONS FOR VITREORETINAL SURGERY

REUSABLE

EASY TO CLEAN


Option 1. Two-Piece Instruments

Universal Handle + Interchangeable Tips*

Money-Wise Solution



DURABLE **Ti TITANIUM HANDLE** **SS STAINLESS STEEL TIPS**



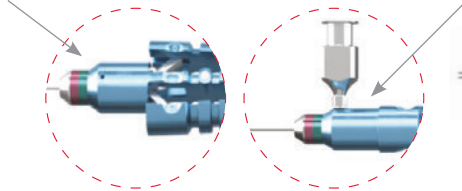
*completely detachable for most effective cleaning

Option 2. One-Piece Instruments

with Innovative RUMEX Flushing System**

Flushing port

Flushing cannula



**easy cleaning without disassembling

Complete tool – no need to adjust the tip to the handle

Delicate cleaning – flushing liquid streams towards the tips with zero stress for the jaws

Increased lifespan – the inner mechanism is not involved into the cleaning process and stays intact

DISPOSABLE

READY FOR USE

Option 1. All Stainless Steel Instruments

Precise performance and instant tactile control

STERILE

2

6 PER BOX


SHELF LIFE 3 YEARS



Option 2. Ergonomic 360-Degree Handle***

Enhanced utility due to rotatable squeeze handle

SHELF LIFE 5 YEARS




***Not available in the US and Europe

Product design and/or features that do not influence its functionality and main parameters are subject to change

FEATURED PRODUCTS

Universal End-Grasping Forceps with Asymmetrical Branches




Universal End-Grasping Forceps allow the performing of ILM peeling and safe removal of epiretinal membranes. Asymmetrical design of branches provides for ideal maneuverability and excellent visualization of the grasped tissue.



- 12-420-23 23 Ga
- 12-420-25 25 Ga
- 12-420-27 27 Ga
- Tip only

End-Grasping Forceps




The special design of the tips promotes delicate, precise and safe ILM peeling. The strengthened jaws ensure enhanced gripping power. Expanded space between branches contributes to greater visualization of the grasped membrane in the macular area.



- 12-4013 23 Ga
- Tip only

Gripping Forceps with a 'Crocodile' Platform



Designed for the removal of epiretinal membranes. Blunt, atraumatic serration intensifies grasping capacity and prevents tissue shredding.



- 12-304 20 Ga
- 12-304-23 23 Ga **POPULAR**
- 12-304-25 25 Ga **POPULAR**
- Tip only

HANDLES FOR VITREORETINAL INSTRUMENTS*

RUMEX International Co is pleased to provide you with two models of Universal Handles that can be used with interchangeable tips.*

- Made of Titanium
- Corrosion resistant
- Can be used with tips of any gauge 20/23/25/27 (and other gauges)




Ergonomic Model

Two Fingers Control Squeeze Handle

12-003T **POPULAR**

- Two fingers linear actuation
- Ergonomic handle with specially designed gripping area for amplified control over the instrument
- Optimal diameter round handle allows 360° rotation
- Non compatible with the following tips: 12-206, 12-313, 12-321, 12-335



Classic Model

One Finger Control Handle

12-001T

- One finger linear actuation
- Classic design approved by decades of work
- Compatible with all models of tips

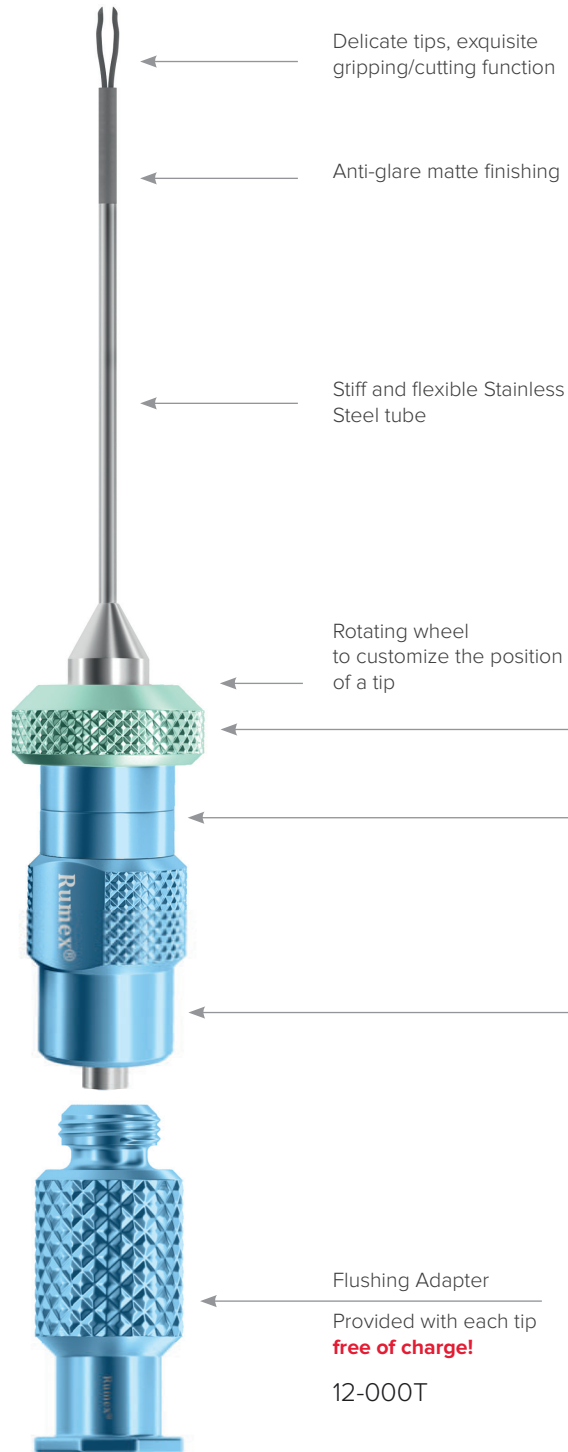
Adjustable screw mechanism (to customize the opening of branches before manipulation)

*Tips are sold separately!

Product design and/or features that do not influence its functionality and main parameters are subject to change

VITREORETINAL INSTRUMENT TIPS: GAUGE CONVERSION CHART, COLOR CODE SYSTEM

We offer various models of vitreoretinal tips that can be adjusted to Universal Handles (12-001T or 12-003T)*.



Gauge Conversion Chart		
Gauge	(inch)	(mm)
19 Ga	0.043	1.10
20 Ga	0.036	0.90
21 Ga	0.032	0.80
22 Ga	0.028	0.70
23 Ga	0.025	0.63
25 Ga	0.020	0.50
27 Ga	0.016	0.40

Color Code System**

Color code system is used to indicate vitreoretinal tips, their function and size.

Function	
Pink	Scissors
Green	Forceps
Gauge	
Gray	17
Pink	20
Green	23
Blue	25
Yellow	27
COMPATIBILITY (adjustable to handles)	
Pink	12-001T
Blue	12-001T / 12-003T

Manual Cleaning

Proper cleaning of the instrument is necessary to preserve its working condition.

RUMEX manufactures interchangeable microincisional and vitreoretinal instrument tips that can be cleaned with a regular syringe.



*Handles are sold separately! **Colors of details may differ slightly from those displayed in this catalog. Product design and/or features that do not influence its functionality and main parameters are subject to change

SCISSORS*

Designed for cutting membranes and junction zones of the proliferative tissue.




**COMPATIBLE
WITH 12-003T ONLY**



Vertical Scissors

70°
Sharp tips

12-202 20 Ga
12-202-23 23 Ga **POPULAR**



Horizontal Scissors

55°
12-206** 20 Ga



Klaus Lucke Retinotomy Scissors

With bulbous tip
12-2020 20 Ga



Horizontal Scissors

Angled
45°
Short blades (1.70 mm in the closed position)
12-2085 20 Ga




Vertical Scissors

45°
12-2029 25 Ga



Curved Subretinal Scissors

Curvature radius 12.00 mm
12-209 20 Ga
12-209-23 23 Ga **POPULAR**
12-2099 25 Ga **POPULAR**



Straight Scissors

Blunt tips
12-211 20 Ga



Horizontal Scissors

Angled
45°
With illumination
12-2084 20 Ga



Side Curved Scissors

12-215 20 Ga

*Tips are sold separately!

** Compatible with Universal Handle 12-001T Only

Product design and/or features that do not influence its functionality and main parameters are subject to change

INTERNAL LIMITING MEMBRANE (ILM) FORCEPS*

Delicate branches for ILM peeling



ILM



Asymmetrical End-Grasping Forceps

Standard tube, 28.00 mm

- 12-420-23 23 Ga
- 12-420-25 25 Ga
- 12-420-27 27 Ga


Designed for myopic eyes.
Elongated tube, 30.00 mm

- 12-4202-23 23 Ga

Enhanced visualization!



ILM



Eckardt End-Gripping Forceps

- 12-410 20 Ga
- 12-410-23 23 Ga
- 12-410-25 25 Ga
- 12-410-27 27 Ga

POPULAR
POPULAR

ILM




Tano Asymmetrical End-Gripping Forceps

- 12-411 20 Ga
- 12-411-23 23 Ga
- 12-411-25 25 Ga

Universal End-Grasping Forceps allow the performing of ILM peeling and safe removal of epiretinal membranes. Asymmetrical design of branches provides for ideal maneuverability and excellent visualization of the grasped tissue.

ILM




End-Grasping Forceps

Expanded space between branches

- 12-4013 23 Ga

Enhanced visualization!



Tanaka Maculorhexis Forceps

- 12-414 23 Ga

The special design of the tips promotes delicate, precise and safe ILM peeling. The strengthened jaws ensure enhanced gripping power. Expanded space between branches contributes to greater visualization of the grasped membrane in the macular area.



Kawai ILM Forceps

- 12-415 25 Ga

*Tips are sold separately!

Product design and/or features that do not influence its functionality and main parameters are subject to change

EPIRETINAL (ERM) FORCEPS*

- Strengthened jaws for the removal of epiretinal membranes
- Gripping function is enhanced by sandblasted/serrated platform or nail shaped jaws



ERM



Gripping Forceps

With a sandblasted platform

- 12-301 20 Ga
- 12-301-23 23 Ga
- 12-3019 25 Ga



ERM

End-Gripping Forceps

With serrated micro jaws


- 12-400 20 Ga



ERM

Lucke Multipurpose Forceps

- 12-3044 20 Ga



End-Gripping Forceps

With extended gripping area at the end of the tip

- 12-401 20 Ga
- 12-4012 23 Ga



ERM



Gripping Forceps

With a "crocodile" platform

- 12-304 20 Ga
- 12-304-23 23 Ga **POPULAR**
- 12-304-25 25 Ga **POPULAR**



End-Gripping Forceps

With nail-shaped jaws

- 12-402 20 Ga
- 12-402-23 23 Ga
- 12-4089 25 Ga

Designed for the removal of epiretinal membranes. Blunt, atraumatic serration intensifies grasping capacity and prevents tissue shredding.

*Tips are sold separately!

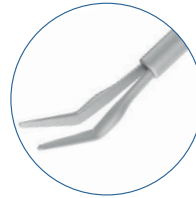
Product design and/or features that do not influence its functionality and main parameters are subject to change

PICK FORCEPS*




Pick Forceps

- 12-325 20 Ga
- 12-325-23 23 Ga
- 12-3259 25 Ga



Diamondized Angled Gripping Forceps


- 12-303 20 Ga



De Juan Pick Forceps


- 12-413 20 Ga

FOREIGN BODY REMOVAL FORCEPS*



Avci Foreign Body Forceps


- 12-412*** 17 Ga



Spring Gripping Forceps


- 12-321** 20 Ga
- 12-321-23*** 23 Ga

POPULAR



Vitreoretinal Forceps

- With cup jaws
- 12-313** 20 Ga



Stolyarenko Forceps

- For large foreign bodies
- 12-335** 20 Ga

*Tip only. Handles are sold separately.
 ** Compatible with Universal Handle 12-001T only
 *** Compatible with Universal Handles 12-001T and 12-003T

MEMBRANE INSTRUMENTS



Delicate Membrane Pick

13-097-23 23 Ga **POPULAR**
 13-0979 25 Ga **POPULAR**
 13-097-27 27 Ga


- Unique geometry of the tip for maximal effectiveness and minimal shredding of the tissue
- Jut on the handle identifies the tip orientation



Membrane Scratcher

13-092 20 Ga

- Flat, thin instrument to remove tissue and fine membranes from retinal surface in early stages of PVR
- Useful for cleaning residual ERM or ILM
- Great for lifting of large membrane edges without shredding



Ogura PVD Spatula

Overall length 132
 13-1081-23 23 Ga




BRVO Knife



Designed for performing a lateral CRVO incision.
 Overall length 135
 13-1091-23 23 Ga

23 GAUGE INSTRUMENTS*



ILM



 
Eckardt End-Gripping Forceps
 12-410-23 23 Ga **POPULAR**




Tano Asymmetrical End-Gripping Forceps
 12-411-23 23 Ga




Asymmetrical End-Grasping Forceps
 12-420-23 23 Ga
 Enhanced visualization!




Asymmetrical End-Grasping Forceps
 Designed for myopic eyes. Elongated tube, 30.00 mm
 12-4202-23 23 Ga
 Enhanced visualization!



End-Grasping Forceps
 Expanded space between branches
 12-4013 23 Ga
 Enhanced visualization!

ERM





Gripping Forceps
 With a sandblasted platform
 12-301-23 23 Ga




Gripping Forceps
 With a "crocodile" platform
 12-304-23 23 Ga **POPULAR**




Vertical Scissors
 70°
 Sharp tips
 12-202-23 23 Ga **POPULAR**





Spring Gripping Forceps
 12-321-23 23 Ga **POPULAR**




Pick Forceps
 12-325-23 23 Ga




Curved Subretinal Scissors
 Curvature radius 12.00 mm
 12-209-23 23 Ga **POPULAR**



End-Gripping Forceps
 With extended gripping area at the end of the tip
 12-4012 23 Ga




End-Gripping Forceps
 With nail-shaped jaws
 12-402-23 23 Ga

*Tip only. Handles are sold separately.
 Product design and/or features that do not influence its functionality and main parameters are subject to change

25 GAUGE INSTRUMENTS*

ILM



Eckardt End-Gripping Forceps
12-410-25 25 Ga **POPULAR**



Tano Asymmetrical End-Gripping Forceps
12-411-25 25 Ga




Asymmetrical End-Grasping Forceps
12-420-25 25 Ga
Enhanced visualization!



ERM



Gripping Forceps
With a sandblasted platform
12-3019 25 Ga




Gripping Forceps
With a "crocodile" platform
12-304-25 25 Ga **POPULAR**




Vertical Scissors
45°
Sharp tips
12-2029 25 Ga



Pick Forceps
12-3259 25 Ga



Curved Subretinal Scissors
Curvature radius 12 mm
12-2099 25 Ga **POPULAR**



End-Gripping Forceps
With nail-shaped jaws
12-4089 25 Ga

27 GAUGE INSTRUMENTS*



ILM



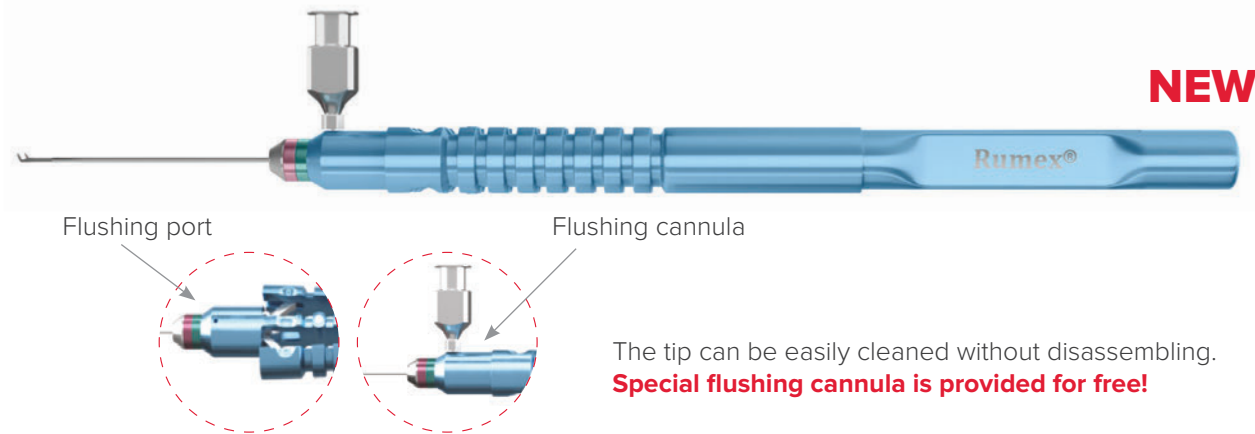
Eckardt End-Gripping Forceps
12-410-27 27 Ga



Asymmetrical End-Grasping Forceps
12-420-27 27 Ga
Enhanced visualization!

*Tip only. Handles are sold separately.
Product design and/or features that do not influence its functionality and main parameters are subject to change

ONE-PIECE VITREORETINAL INSTRUMENTS WITH FLUSHING SYSTEM



The tip can be easily cleaned without disassembling.
Special flushing cannula is provided for free!

ILM




Eckardt End-Gripping Forceps
 12-410-23H 23 Ga
 12-410-25H 25 Ga



Asymmetrical End-Grasping Forceps
 12-420-23H 23 Ga
 12-420-25H 25 Ga



Tano Asymmetrical End-Gripping Forceps
 12-411-23H 23 Ga
 12-411-25H 25 Ga




End-Grasping Forceps
 Expanded space between branches
 12-4013H 23 Ga
 12-4013-25H 25 Ga

Enhanced visualization!

ERM




Gripping Forceps
 With a "crocodile" platform
 12-304-23H 23 Ga
 12-304-25H 25 Ga



Gripping Forceps
 With a sandblasted platform
 12-301-23H 23 Ga
 12-301-25H 25 Ga




Pick Forceps
 12-325-23H 23 Ga
 12-325-25H 25 Ga



End-Gripping Forceps
 With nail-shaped jaws
 12-402-23H 23 Ga
 12-402-25H 25 Ga



Curved Subretinal Scissors
 Curvature radius 12.00 mm
 12-209-23H 23 Ga
 12-209-25H 25 Ga



Straight Scissors
 Blunt tips
 12-211-23H 23 Ga
 12-211-25H 25 Ga

REUSABLE TWO STEP TROCAR SYSTEMS




2 extra cannulas
MVR knives should be purchased separately

Reusable Trocar System with Closure Valves


- Package includes:
- Trocar cannula with closure valves – 5 pcs
 - Loading forceps – 1 pc
 - Fixation plate – 1 pc
 - Cannula inserter – 3 pcs
 - Universal infusion line – 1 pc
 - Sterilization tray – 1 pc

12-5173-23	23 Ga ●	POPULAR
12-5173-25	25 Ga ●	



Loading Forceps

12-5186	23/25 Ga
---------	----------



Instrument Cannula Inserter

12-5187	23 Ga
12-5187-25	25 Ga



Fixation Plate

12-5188	23/25 Ga
---------	----------



MVR Knives

Multifacet blade

STERILE 2 6 PER BOX


Straight	Angled
VRS-19 - 19 Ga	VRA-19 - 19 Ga
VRS-20 - 20 Ga	VRA-20 - 20 Ga
VRS-23 - 23 Ga	VRA-23 - 23 Ga



Scleral Plugs Forceps

Cross-action mechanism reduces hand fatigue.
Overall length 106 mm

12-5086S	20 Ga
----------	-------



Watzke Sleeve Spreading Forceps

Used to stretch the silicone sleeve placed around the eyeball.
Serrated tips aid in gripping the sleeve and allow for adjustable traction.
Overall length 110 mm

4-2201T


DISPOSABLE ONE-PIECE STAINLESS STEEL INSTRUMENTS

STERILE **2** **6** PER BOX

All stainless steel disposable instruments in 23 and 25 Ga are designed for precise manipulations during posterior segment surgeries.



ILM



Eckardt End-Gripping Forceps

12-410-23D 23 Ga **POPULAR**
12-410-25D 25 Ga

ERM



Gripping Forceps

With a "crocodile" platform

12-304-23D 23 Ga **POPULAR**
12-304-25D 25 Ga

ILM



Asymmetrical End-Grasping Forceps


12-420-23D 23 Ga
12-420-25D 25 Ga



Pick Forceps


12-325-23D 23 Ga
12-325-25D 25 Ga

ERM



Gripping Forceps

12-301-23D 23 Ga
12-301-25D 25 Ga



Curved Scissors


12-209-23D 23 Ga **POPULAR**
12-209-25D 25 Ga

DISPOSABLE INSTRUMENTS WITH PLASTIC HANDLE*

NEW STERILE **2** **6** PER BOX

360-degree handle design incorporates a unique rotatability, convenience and actuation. The instrument's weight is less than 8 grams. Lightweight plastic ergonomic handle especially valuable during hours-long surgeries.


- 23 Ga
- 25 Ga
- 27 Ga



ILM

Eckardt End-Gripping Forceps

- 12-410-23DP 23 Ga
- 12-410-25DP 25 Ga
- 12-410-27DP 27 Ga




ERM

Gripping Forceps

With a "crocodile" platform

- 12-304-23DP 23 Ga
- 12-304-25DP 25 Ga
- 12-304-27DP 27 Ga




Curved Scissors

- 12-209-23DP 23 Ga
- 12-209-25DP 25 Ga
- 12-209-27DP 27 Ga



Straight Scissors

- 12-211-23DP 23 Ga
- 12-211-25DP 25 Ga
- 12-211-27DP 27 Ga



Vertical Scissors

- 45°
- 12-202-23DP 23 Ga
 - 12-202-25DP 25 Ga



DISPOSABLE DIAMOND DUSTED RETRACTABLE ILM ELEVATORS**

NEW STERILE **2** **5** PER BOX

Designed to consistently create a precise edge to facilitate the ILM removal with forceps.

SOFT SILICONE TIP is safe for retinal surface. **DIAMOND DUSTED** finish provides an extreme grip.

RETRACTABLE VERSION enables easy insertion through the trocar cannula and helps to adjust the length of the tip.



- 12-7523 23 Ga
- 12-7525 25 Ga



*Not available in the US and Europe

** Not available in Europe

Product design and/or features that do not influence its functionality and main parameters are subject to change

DISPOSABLE ONE STEP TROCAR SYSTEMS*

STERILE **2** **6** PER BOX

VITREORETINAL INSTRUMENTS AND CONSUMABLES

Each set includes:


- Trocar knife with preloaded trocar cannula – 3 pcs
- Self-sealing trocar cannula (preloaded) – 3 pcs
- Universal infusion line – 1 pc

12-5229	23 Ga	●
12-5244	25 Ga	●
12-5227	27 Ga	●




Sharp MVR Blade

Helps to create a smooth incision and promotes low-pressure insertion and superior sealing.



Trocar Cannula

Innovative beveled design of the cannula contributes to unstoppable smooth trocar insertion.



Silicone Closure Valves

Removable self-sealing valves ensure maintenance of the desired intraocular pressure (IOP) throughout the case and eliminate the need for plugs.

Trocar Cannula Inserter

The tip of the plastic handle serves as a caliper/ scleral marker (2 dimensions: 3 and 4 mm).

Universal Infusion Line for BSS



*Not available in Europe


Product design and/or features that do not influence its functionality and main parameters are subject to change

DISPOSABLE BACKFLUSH INSTRUMENTS*

NEW **STERILE** **2** **6 PER BOX**


One-piece instrument combines a handle and a soft, brush or blunt tip cannula. The set comes with two connectors for active and passive aspiration. Used for intraocular fluids and debris aspiration during vitreoretinal surgery.

- 23 Ga
- 25 Ga
- 27 Ga




with **Blunt Tip**

- 12-5164H 23 Ga x 34 mm
- 12-5156H 25 Ga x 34 mm
- 12-5492H 27 Ga x 34 mm



with **Silicone Brush Tip**

- 12-5162H 23 Ga x 34 mm
- 12-5160H 25 Ga x 34 mm
- 12-5167H 27 Ga x 34 mm



with **Silicone Soft Tip**

- 12-5161H 23 Ga x 34 mm
- 12-5152H 25 Ga x 34 mm
- 12-5491H 27 Ga x 34 mm

BACKFLUSH HANDLES AND RESERVOIRS



Reusable Backflush Handle

Titanium

- 12-6000 Active aspiration **POPULAR**
- 12-6010 Passive aspiration **POPULAR**



Disposable Replacement Reservoir for Backflush Handle*

- 12-5159 Active aspiration
- 12-5147 Passive aspiration

STERILE **2** **5 PER BOX**

*Not available in Europe

Product design and/or features that do not influence its functionality and main parameters are subject to change

VITREORETINAL CANNULAS

Disposable Backflush Cannulas*

STERILE

2


5 PER BOX

Designed for efficient and safe manipulations in the posterior segment. Used with the backflush handle.

Charles Flute Cannulas

Designed to aspirate blood and debris from the posterior segment. Smooth, finished tip provides atraumatic entry and reduces risk of trauma to surrounding tissue.


- 12-5164 23 Ga x 34 mm **POPULAR**
- 12-5156 25 Ga x 34 mm
- 12-5492 27 Ga x 34 mm



Soft Tip Cannulas

Flexible silicone tip allows atraumatic entry through retinal or macular tears or holes and enables aspiration of subretinal fluid.

- 12-5161 23 Ga x 34 mm **POPULAR**
- 12-5152 25 Ga x 34 mm
- 12-5491 27 Ga x 34 mm



Brush Tip Cannulas

The soft silicone brush tip cannula designed for atraumatic brushing of retina.

- 12-5162 23 Ga x 34 mm
- 12-5160 25 Ga x 34 mm
- 12-5167 27 Ga x 34 mm



STERILE

2


5 PER BOX

Dual Bore Cannulas*

Dual Bore PFC Cannulas

Simultaneous infusion of heavy liquids and aspiration of intraocular fluids.

- 12-5203 23 Ga x 33 mm
- 12-5205 25 Ga x 33 mm



*Not available in Europe

Product design and/or features that do not influence its functionality and main parameters are subject to change

SILICONE OIL

SmartSil 1000/5000*

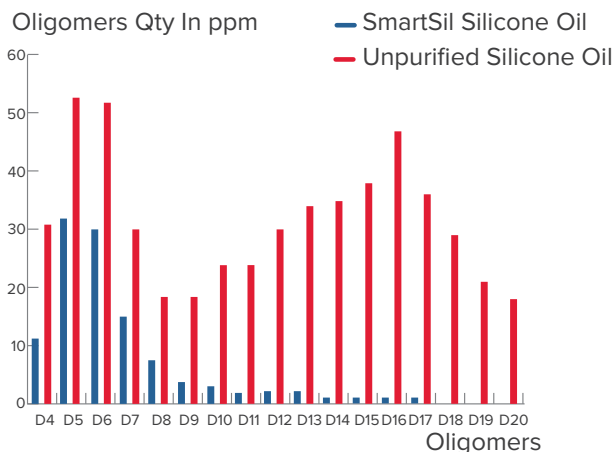
Purified Silicone Oil for Vitreoretinal Surgery

- Maximum interfacial tension and minimum interactions between tissues, cells and endo-tamponades media
- Optimal combination of specific gravity, refractive index and surface tension
- Different viscosity indexes enable easy injection (1000 cSt) and stable temporary tamponade (5000 cSt)
- Vacuum molecular distillation solvent-free purification - **no risk of emulsification**

Physico-chemical properties

Interfacial tension	≥ 40 mNm ⁻¹ at 37°C
Density	0.97
Viscosity	1000/5000 cSt
Refractive index	1.40
Volatility	< 1%
Polydispersity	< 2.80
Volume of oil	10 ml
Syringe	20 ml
Shelf Life	3 years

GC



Silicone Oil Infusion System is sold separately



Purification

- Vacuum molecular distillation solvent-free purification
- Potentially toxic low molecular weight oligomers (D4 to D20) extraction
- Residual volatile components extraction (water, ethanol, etc.)

Indication

SmartSil 1000/5000 is used for prolonged tamponade after surgical treatment for severe retinal detachment (RD), especially:

- RD with proliferative vitreal retinopathy
- RD with diabetic retinopathy complications
- RD with giant tears
- Traumatic RD
- Secondary RD with viral retinitis

*Not available in the US

*To be used with Silicone Oil Infusion System

Product design and/or features that do not influence its functionality and main parameters are subject to change



SILICONE OIL INFUSION SYSTEMS

Silicone Oil Infusion Systems are used to connect RUMEX silicone oil syringe to the vitreoretinal surgical equipment.



Surgical System	Reusable
IOL Tech® Pentasys™ Optikon® Antares™ Alcon® STTO™ Storz® Premiere™ DORC® Harmony Budget™	12-RTUB-1
DORC® Associate™ Alcon® Constellation™, Accurus™	12-RTUB-2
B&L® Millenium™, Stellaris™	12-RTUB-3
Oertli® Orbit™, Faros™, OS3™ Optikon® R-Evolution®	12-RTUB-4


STERILE



Disposable Viscous Fluid Injection Cannulas*

Allow injection of viscous fluids such as silicone oil through a 23 Ga or 25 Ga trocar cannula

- 12-5248 23 Ga x 4 mm
- 12-5258 25 Ga x 4 mm



Infusion Cannula

Reusable Infusion Cannula

Self-retaining hub of 6.00 mm

- 12-026 20 Ga

STERILE



Disposable Self-Retaining Silicone Oil Cannula*

Self-retaining hub of 4.00 mm

- 12-5165 23 Ga

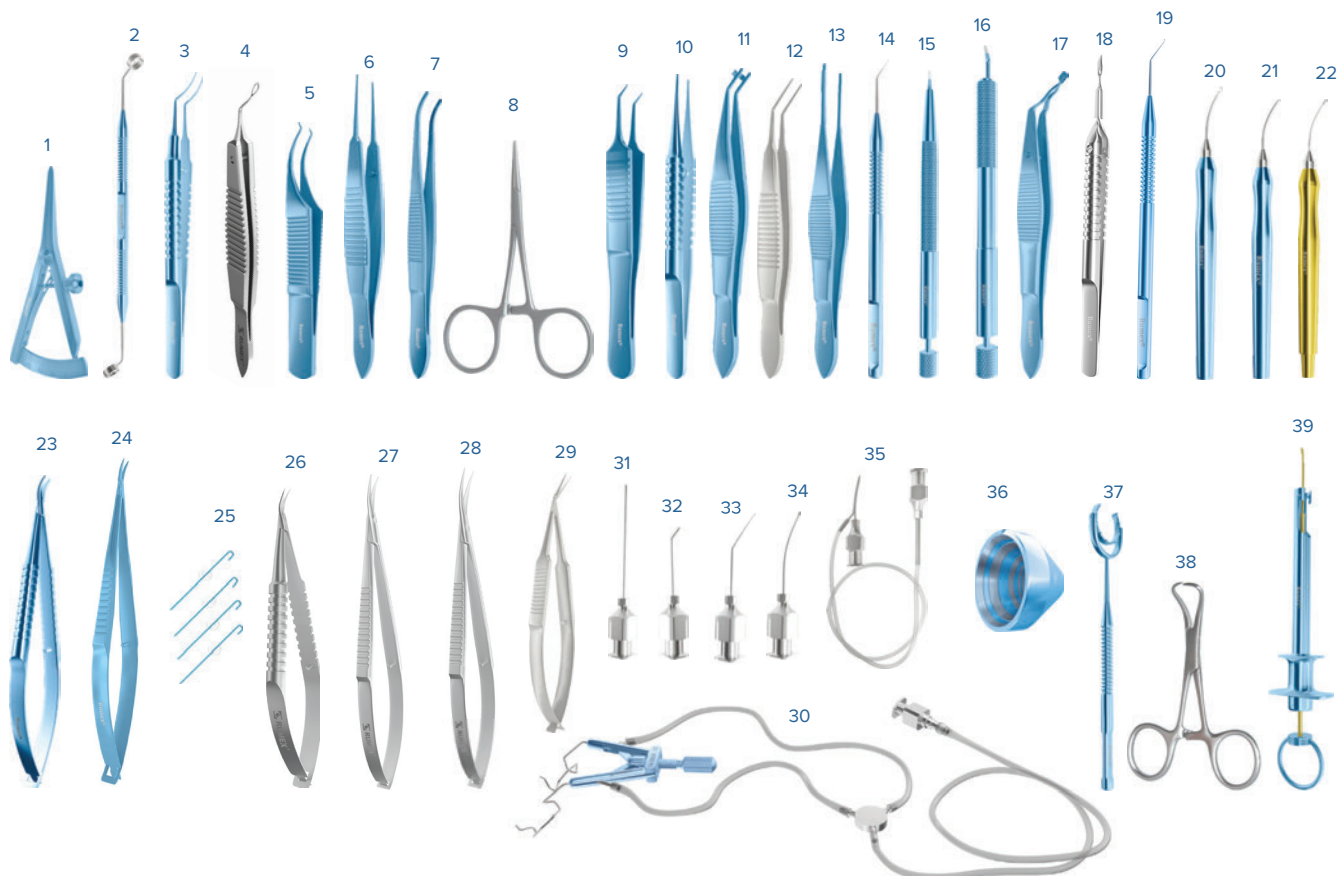
*Not available in Europe

Product design and/or features that do not influence its functionality and main parameters are subject to change

FEATURED SETS

PHACOEMULSIFICATION SET	154
BIMANUAL MICROPHACO (MICS) SET	155
FEMTOSECOND CATARACT SET	155
EXTRA CAPSULAR CATARACT EXTRACTION (ECCE) SET	156
SMILE SET	157
LRI SET	157
ICL SET	158
ICRS SET	158
DALK SET	159
DSEK, DSAEK, DMEK SET	159
GLAUCOMA SET	160
PTERYGIUM SET	161
LACRIMAL SET	162
LID SET	163
MUSCLE SET	164
VITREORETINAL REUSABLE SET, TWO-PIECE, 23 GA	165
VITREORETINAL DISPOSABLE SET, 23 GA	165
VITREORETINAL REUSABLE SET, TWO-PIECE, 25 GA	166
VITREORETINAL DISPOSABLE SET, 25 GA	166

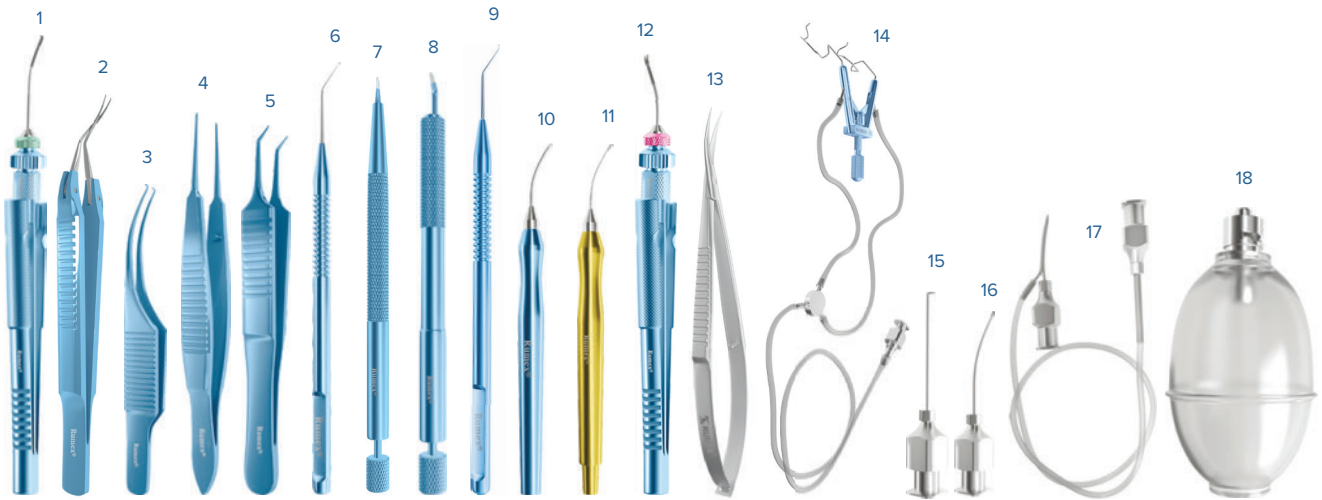
PHACOEMULSIFICATION SET



Reference	Key	Description	Page	Reference	Key	Description	Page
2-010T	1	Castroviejo Caliper	37	7-081	21	Irrigation Handpiece for Bimanual Technique, 21 Ga	86
3-040	2	Whipple Capsulorhexis Centration Marker	39	7-0821	22	Aspiration Handpiece for Bimanual Technique, 22 Ga	87
4-03315T	3	Utrata Capsulorhexis Forceps, Cystotome Tips, with Scale	45, 49	8-031T	23	Barraquer Needle Holder, Standard Jaws, w/out Lock	89
4-033S	4	Small-Incision Capsulorhexis Forceps with Double Cross-Action and Scale	46	8-096T	24	Castroviejo Needle Holder, Delicate Jaws, w/out Lock	88
4-050T	5	Colibri Corneal Forceps	58	10-5016-1	25	Disposable Iris Retractors, 1 Pack of 4 pcs	92
4-0600T	6	Castroviejo Suturing Forceps	69	11-034S	26	Universal Corneal Scissors	93
4-072T	7	Dressing Forceps with Serrations	00	11-040S	27	Westcott Tenotomy Scissors	96
4-120S	8	Hartman Hemostatic Mosquito Forceps	68	11-044S	28	Westcott Stitch Scissors	95
4-174T	9	McPherson Angled Tying Forceps	70	11-0581S	29	Gills-Vannas Capsulotomy Scissors	97
4-185T	10	Tennant Straight Tying Forceps	71	14-080A	30	Lieberman Temporal Speculum with Aspiration	109
4-2107T	11	Steinert Paddle Lens Folding Forceps	63	15-025	31	Kelman Sharp Irrigating Cystotome, 25 Ga	117
4-2108S	12	Faulkner Lens Holding Forceps	63	15-051-27	32	Rycroft Anterior Chamber Cannula, 27 Ga	114
4-2141T	13	Cartridge Loading Forceps, for Inserting IOL	64	15-071-25	33	McIntyre Nucleus Hydrodissector, Spatulated, 25 Ga	116
5-030	14	Kuglen Iris Hook, Angled	72	15-170	34	Microincisional Capsule Polisher Cannula, Disc-Shaped Tip, 23 Ga	117
5-032*		Sinsky Hook, Angled	72	15-129-0.3	35	Simcoe I/A Cannula, 23/23 Ga	115
5-034*		Bechert Nucleus Rotator	72	16-020T	36	Maloney Intraoperative Keratometer	37
6-10/6-053	15	Diamond Knife, Trifacet Blade, 1.00 mm	75	16-0341T	37	Fine Thornton Fixation Ring with Swivel	121
6-20/6-107	16	Diamond Knife, Self-Diving Trapezoid Blade, 2.00/2.30 mm	76	16-081S	38	Towel Forceps	71
7-025T	17	Ernest Nucleus Cracker	79	16-2806	39	IOL Injector for A, B, C Cartridges	121
7-1163S	18	Akahoshi Hybrid Combo Prechopper	80	18-305*		Plastic Sterilization Tray with Silicone Finger Mat, Double Level, Extra Large	129
7-063	19	Nagahara Phaco Chopper RHD (LHD*)	81				
7-064*			81				
7-0634/I	20	Lesieur Hydrochopper, 20 Ga	85				

*not shown

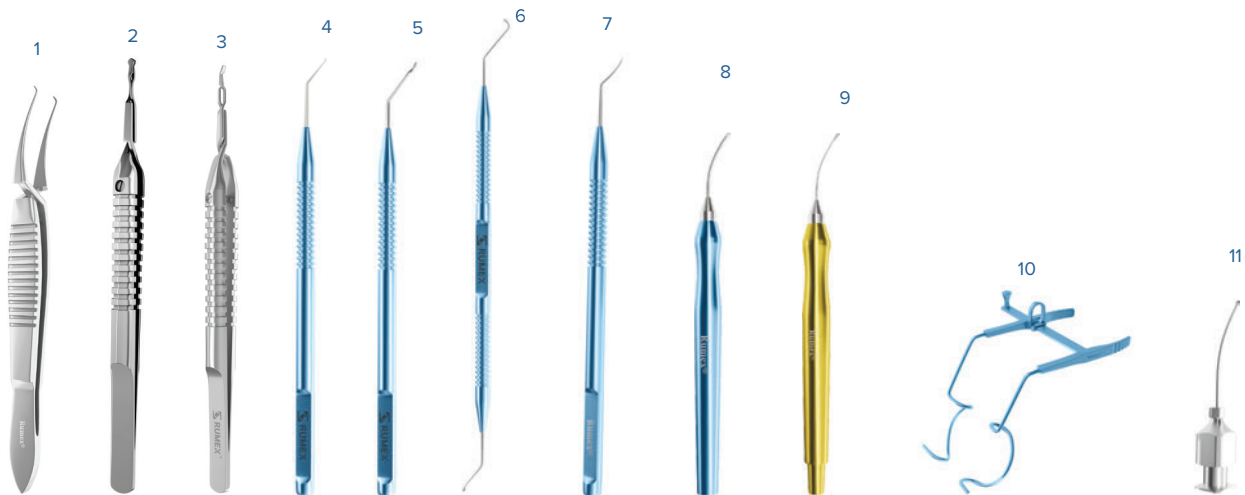
BIMANUAL MICROPHACO (MICS) SET



Reference	Key	Description	Page	Reference	Key	Description	Page
4-0377I/ 12-003T	1	Kawai Capsulorhexis Forceps, Tapered 23/25 Ga shaft/Universal Squeeze Handle	54 134	7-081	10	Irrigation Handpiece for Bimanual Technique, 21 Ga	86
4-0395	2	Capsulorhexis Forceps with Scale, Cross-Action	46, 50	7-082I	11	Aspiration Handpiece for Bimanual Technique, 22 Ga	87
4-0501T	3	Colibri Corneal Forceps, 0.12 mm 1x2 Teeth	58	11-0374I	12	Side-Port Capsulotomy Scissors, Left, 20 Ga	97
4-0600T	4	Castroviejo Suturing Forceps, 0.12 mm 1x2 Teeth	69	11-03751*		Side-Port Capsulotomy Scissors, Right, 20 Ga	97
4-174T	5	McPherson Angled Tying Forceps	70	/12-003T		/Universal Squeeze Handle	134
5-032	6	Sinskey Hook	72	11-044S	13	Westcott Stitch Scissors	95
5-034*		Bechert Nucleus Rotator	72	14-080A	14	Lieberman Temporal Speculum with Aspiration	109
6-10/6-053	7	Diamond Knife Trifacet Blade, 1.00 mm	75	15-068I	15	Chang Nucleus Hydrodissector, 27 Ga	116
6-20/6-144	8	Diamond Knife, Self-Diving Trapeziod Blade, 1.80/2.00 mm	76	15-170	16	Microincisional Capsule Polisher Cannula, Disc-Shaped Tip, 23 Ga	117
7-063	9	Nagahara Phaco Chopper RHD (LHD*)	81	15-129-0.3	17	Simcoe I/A Cannula, 23/23 Ga	115
7-064*			81	15-301/303	18	Silicone Bulb with Adapter	119
				18-304*		Plastic Sterilization Tray with Silicone Finger Mat, Extra Large	129

*not shown

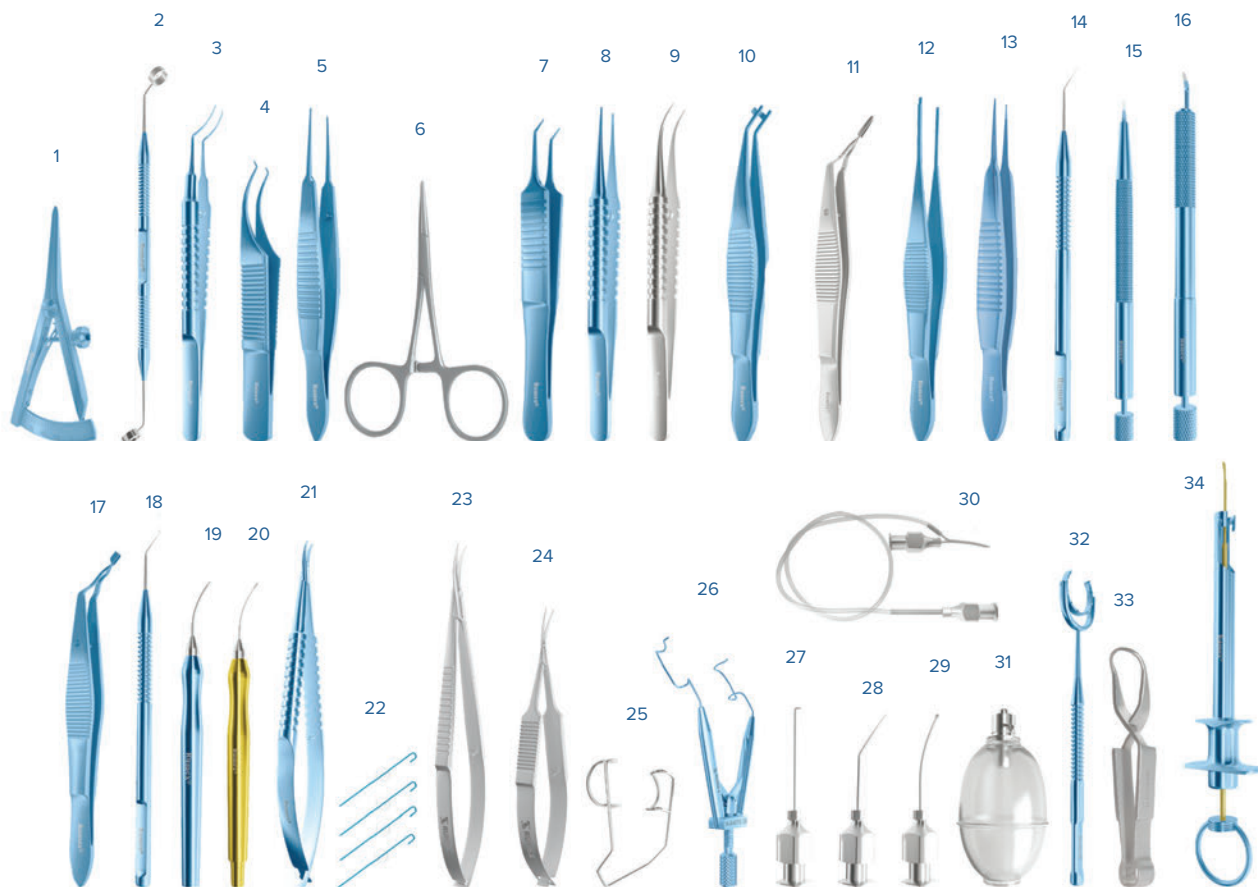
FEMTOSECOND CATARACT SET



Reference	Key	Description	Page	Reference	Key	Description	Page
4-0582S	1	Forceps for Femtosecond Laser Cataract Procedure	54	7-081-23	8	Irrigation Handpiece for Bimanual Technique, 23 Ga	86
7-1166S	2	Yeoh Femtosecond Prechopper	80	7-082I-23	9	Aspiration Handpiece for Bimanual Technique, 23 Ga	87
7-149S	3	Escaf Prechopper	80	14-052T	10	Slade-Murdoch Speculum	111
7-1167S*		Crozafo Prechopper	80	15-170	11	Microincisional Capsule Polisher Cannula, Disc-Shaped Tip, 23 Ga	117
7-145	4	Nagy Femtosecond Chopper	84	18-304*		Plastic Sterilization Tray with Silicone Finger Mat, Extra Large	129
7-146	5	Donnenfeld Femto Splitter	84				
13-181	6	Uy Laser Lens Fragmentation Combo Manipulator	100				
20-204*		Spatula for Femtosecond Laser Procedure	100				
20-204I	7	Donnenfeld Femto Spatula	100				

*not shown

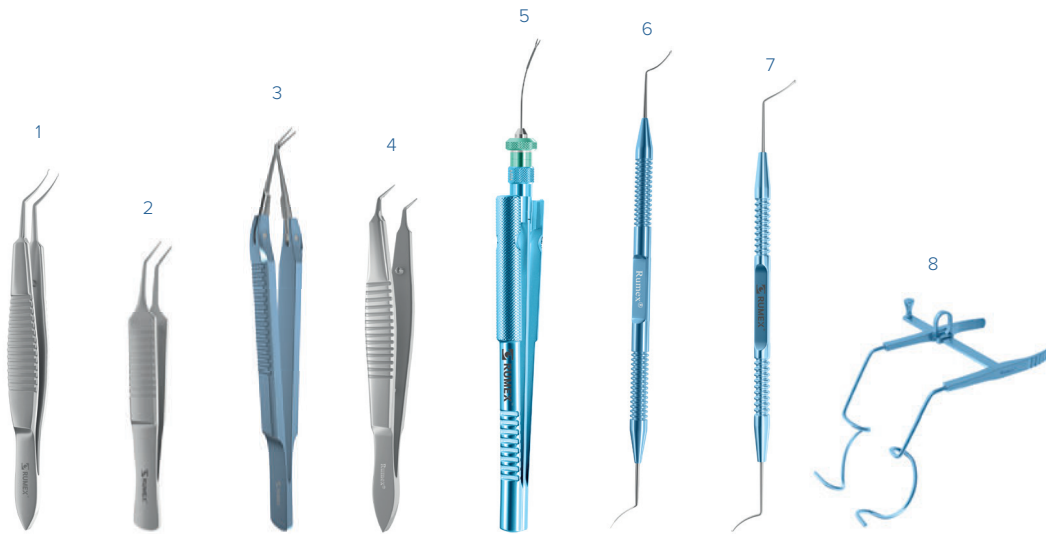
EXTRA CAPSULAR CATARACT EXTRACTION (ECCE) SET



Reference	Key	Description	Page	Reference	Key	Description	Page
2-010T	1	Castroviejo Caliper	37	7-025T	17	Ernest Nucleus Cracker	79
3-040	2	Whipple Capsulorhexis Centration Marker	39	7-065	18	Rosen Phaco Chopper, Universal	81
4-03315T	3	Utrata Capsulorhexis Forceps with Ruler	45, 49	7-081-23	19	Irrigation Handpiece for Bimanual Technique, 23 Ga	86
4-050T	4	Colibri Corneal Forceps, 0.12 mm 1x2 Teeth	58	7-0821-23	20	Aspiration Handpiece for Bimanual Technique, 23 Ga	87
4-0600T	5	Castroviejo Suturing Forceps, 0.12 mm 1x2 Teeth	69	8-041T	21	Barraquer Needle Holder, Fine Jaws, w/out Lock	89
4-120S	6	Hartman Mosquito Forceps, Straight	68	10-5016-1	22	Disposable Iris Retractors (1 Pack of 4 pcs)	92
4-174T	7	McPherson Angled Tying Forceps	70	11-040S	23	Westcott Tenotomy Scissors	96
4-185T	8	Tennant Straight Tying Forceps	71	11-058S	24	Gills-Vannas Capsulotomy Scissors	97
4-186S	9	Tennant Curved Tying Forceps	71	14-022S	25	Barraquer Wire Speculum, Adult Size	113
4-2107T	10	Steinert Paddle Lens Folding Forceps	63	14-040TK	26	Lieberman Temporal Speculum, Adult Size	111
4-2113S	11	McDonald Style Inserting Forceps	63	15-0681	27	Chang Nucleus Hydrodissector, 27 Ga	116
4-2141T	12	Cartridge Loading Forceps	64	15-071-25	28	McIntyre Nucleus Hydrodissector, Spatulated, 25 Ga	116
4-2301T	13	Fechtner Conjunctiva Forceps	55	15-170	29	Microincisional Capsule Polisher Cannula, Disc-Shaped Tip, 23 Ga	117
5-030	14	Kuglen Iris Hook	72	15-129-0.3	30	Simcoe I/A Cannula, 23/23 Ga	115
5-0331*		Lester Lens Manipulator	72	15-301/303	31	Silicone Bulb with Adapter	119
5-034*		Bechert Nucleus Rotator	72	16-0341T	32	Fine Thornton Fixation Ring with Swivel	121
6-10/6-053	15	Diamond Knife, Trifacet Blade, 1.00 mm	75	16-080S	33	Towel Clamp	71
6-20/6-104	16	Diamond Knife, 2.30/2.80 mm, Self-Diving Trapezoid Blade	76	16-2806	34	IOL Injector for A, B, C Cartridges	121
				18-305*		Plastic Sterilization Tray with Silicone Finger Mat, Double Level, Extra Large	129

*not shown

SMILE SET



Reference	Key	Description	Page	Reference	Key	Description	Page
4-266S	1	SMILE Lenticule Extraction Forceps with a View-Port	57	20-207	6	Stodulka ReLEx Smile Double Lenticule Spatula (Blunt Spoon and Flat Spatula)	106
4-268S	2	SMILE Lenticule Extraction Forceps with Serrations	57	20-2071*		ReLEx Smile Double Lenticule Spatula (Blunt Spoon and Shortened Flat Spatula)	106
4-0398	3	Cross-Action SMILE Forceps	57	20-2073	7	SMILE Lenticule Removing Spatula	106
4-2012S	4	Stodulka Forceps for Small-Incision Lenticule Extraction	57	14-052T	8	Slade-Murdoch Speculum	111
4-034/ 12-003T	5	Forceps for Corneal Endothelium Implantation, 23 Ga/ Universal Squeeze Handle	60 134				

*not shown

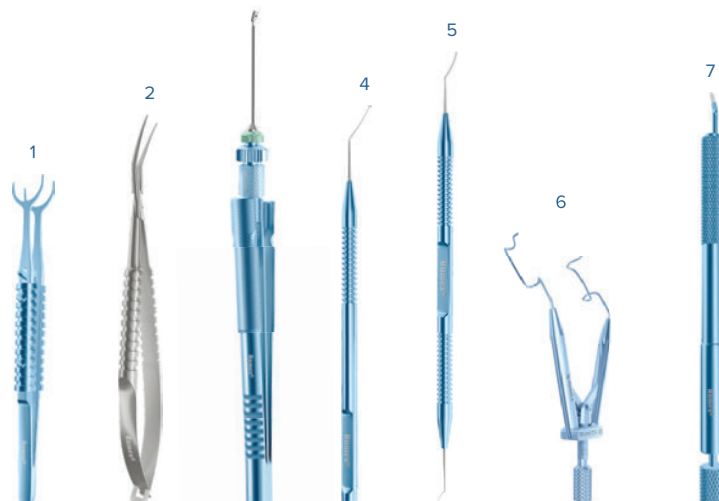
LRI SET



Reference	Key	Description	Page	Reference	Key	Description	Page
2-034T	1	Grooved Fine Mendez Degree Gauge with 4 Grooves	38	3-1801	1	LRI Marker, 40-60-80°	42
3-091T	2	Bores Axis Marker	39	3-1932	2	Whitehouse Gravity Axis Marker with Reduced Diameters	43
3-1932	3	Whitehouse Gravity Axis Marker with Reduced Diameters	43	6-322/ 6-0531	3	Universal Three-Step Diamond Knife for Cataract and LRI Surgery	77
6-322/6-0531	4	Universal Three-Step Diamond Knife for Cataract and LRI Surgery	77	3-183T	4	LRI Marker, Intra-Op, 30- 45-60°	42
				18-304*		Plastic Sterilization Tray with Silicone Finger Mat, Extra Large	129

*not shown

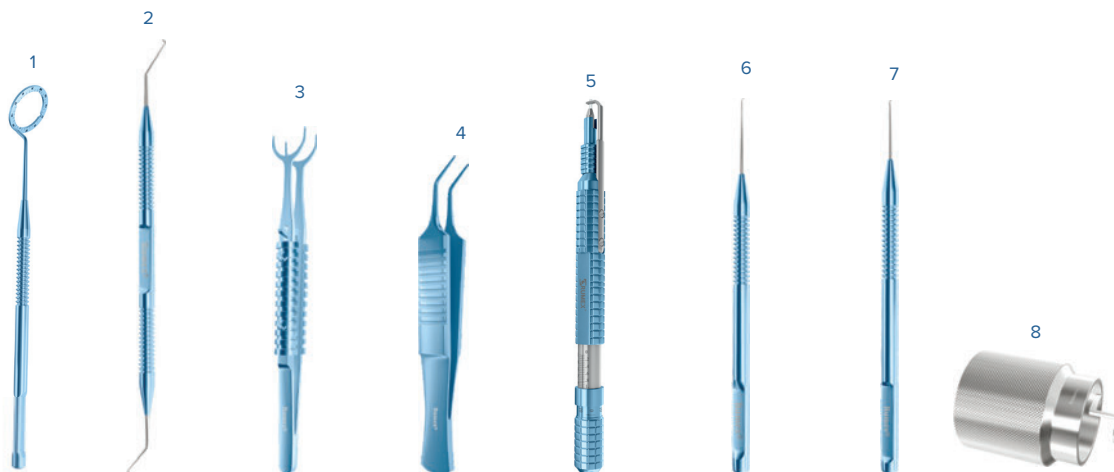
ICL SET



Reference	Key	Description	Page	Reference	Key	Description	Page
4-08011T	1	Nevyas-Wallace Fixation Forceps, 0.12 mm 1x2 Teeth	62	13-142	5	Zaldivar ICL™ Manipulator	108
4-20111S	2	ICL™ Cartridge Loading Forceps	66	14-040T	6	Lieberman Temporal Speculum	111
4-21432/ 12-003T	3	Zaldivar - Kraff ICL Pacman Forceps, 20 Ga, Tip Only/ Universal Squeeze Handle	66	6-20/6-0551	7	Zaldivar Universal ICL™ Knife, 0.55/1.00 mm	76
13-141	4	Pallikaris ICL™ Manipulator	134	18-304*		Plastic Sterilization Tray with Silicone Finger Mat, Extra Large	129

*not shown

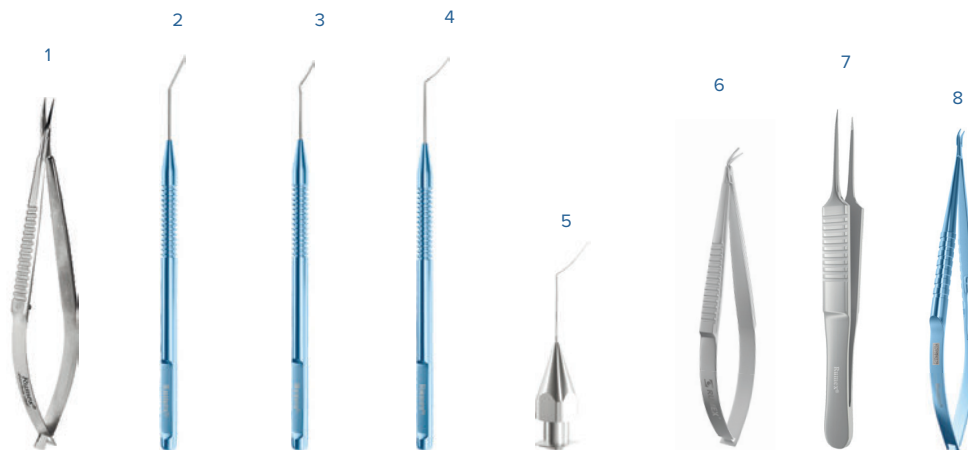
ICRS SET



Reference	Key	Description	Page	Reference	Key	Description	Page
2-0331T	1	Grooved Mendez Degree Gauge with 4 Grooves	39	10-035	6	Elevator for ICRS Implantation	108
3-034	2	Optical Zone Marker	41	13-146	7	Suarez Spreader	108
4-08011T	3	Nevyas-Wallace Fixation Forceps	62	16-173S	8	Tunnel Maker, Left	124
4-2144T	4	Forceps for ICRS Implant	58	16-174S*		Tunnel Maker, Right	124
6-00/6-020	5	Diamond Knife for ICRS, Micrometer Handle, 1.00 mm	75	18-304*		Plastic Sterilization Tray with Silicone Finger Mat, Extra Large	129

*not shown

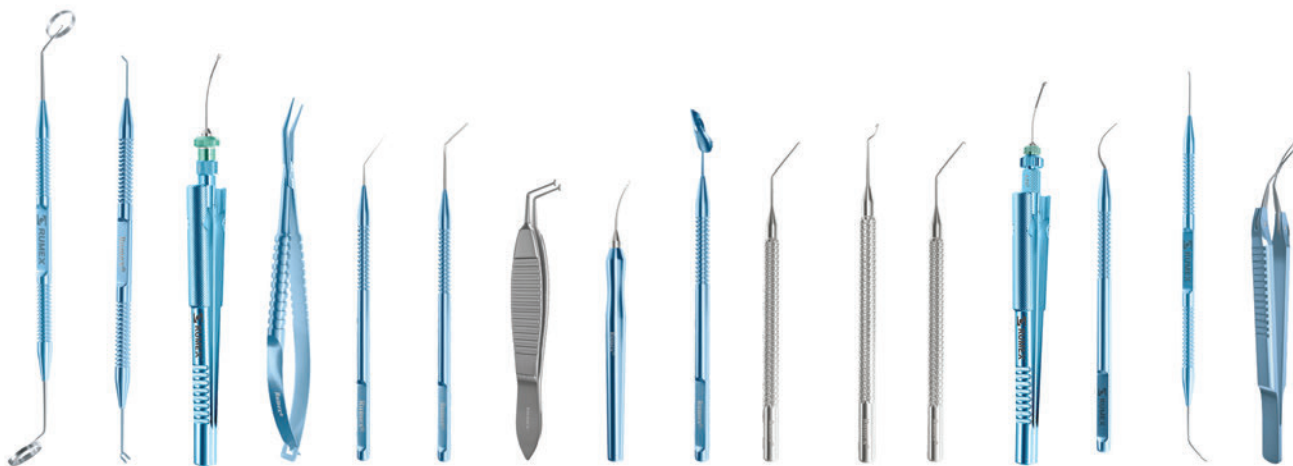
DALK SET



Reference	Key	Description	Page	Reference	Key	Description	Page
11-038S	1	Scissors for DALK Procedure, Right	93	11-134	6	Holland Spatulated DALK Scissors, Right	94
11-0381S*		Scissors for DALK Procedure, Left	93	11-135*		Holland Spatulated DALK Scissors, Left	94
13-170	2	Trisector for DALK Procedure	104	4-178S	7	McPherson Tying Forceps, Straight	70
13-171	3	Spatula for DALK Procedure	104	4-174T*		McPherson Tying Forceps, Angled	70
13-172	4	Dissector for DALK Procedure	104	8-024T	8	Barraquer Needle Holder, Extra Fine Jaws, with Lock	89
15-450-27	5	Cannula for DALK Procedure, 27 Ga	118	18-305*		Plastic Sterilization Tray with Silicone Finger Mat, Double Level, Extra Large	129

*not shown

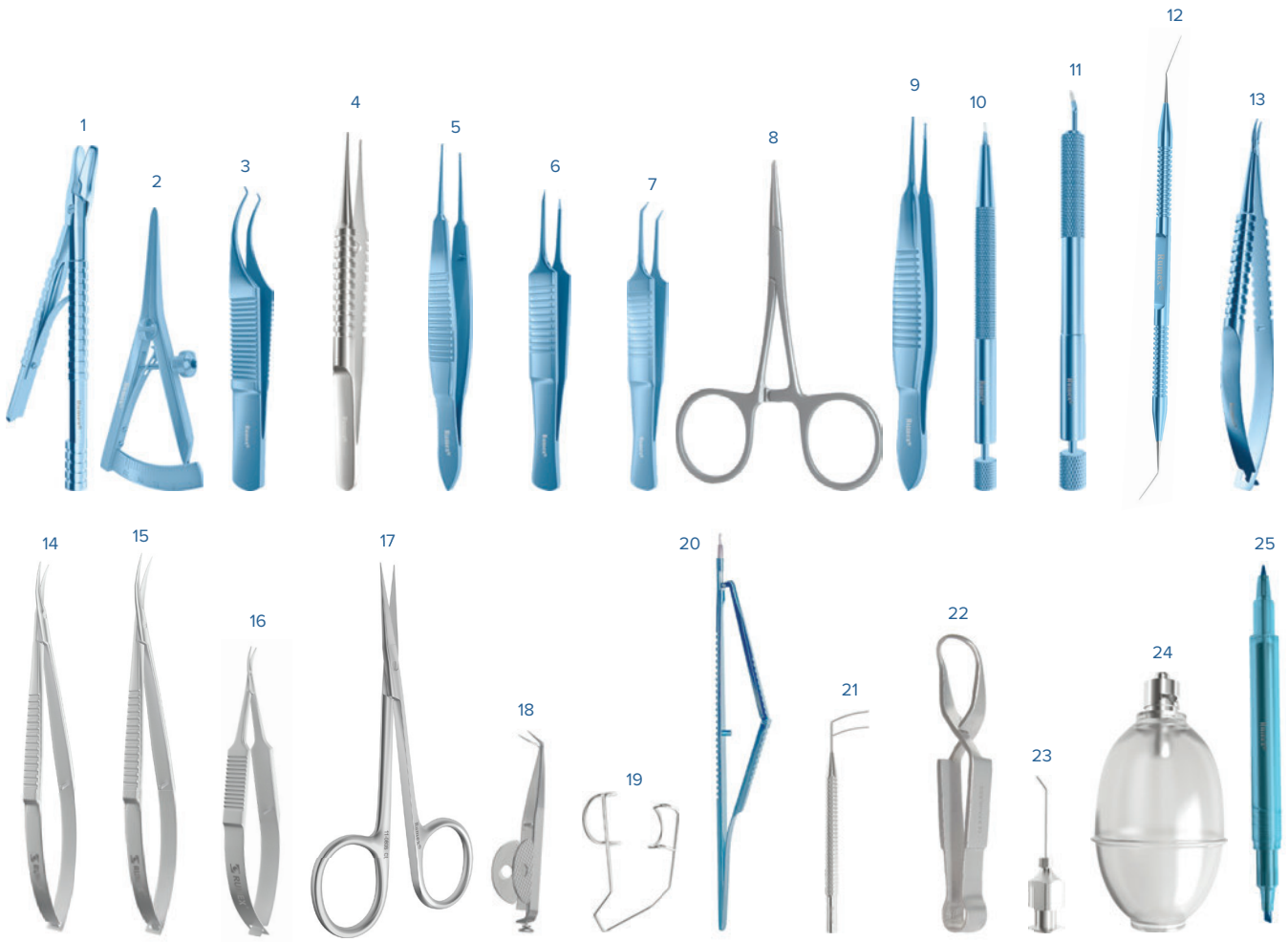
DSEK, DSAEK, DMEK SET



Reference	Key	Description	Page	Reference	Key	Description	Page
3-0231	1	Abdullayev Corneal Marker for Keratoplasty	39	13-152S	11	Carlson DSEK Smoother	102
3-0230*		Abdullayev Scleral Marker for Keratoplasty	39	13-153S	12	Terry DSEK Scraper	102
3-024T	2	Abdullayev I & II Marker (for DSAEK/DMEK Grafts)	40	4-247	13	Florakis Microinvasive Endothelial Forceps, 23 Ga / Universal Squeeze Handle	60
3-208T*		DMEK/DSAEK "S" Marker	40	/12-003T		Universal Squeeze Handle	134
4-034	3	Forceps for Corneal Endothelium Implantation, 23 Ga/ /12-003T	60	4-246S*		Florakis Endothelial Forceps	60
4-2019T	4	Universal Squeeze Handle	134	13-182	14	John Dexamome DMEK/DSAEK Spatula	103
5-0322	5	Corneal Donor Insertion Forceps	60	13-183*		John DSAEK Stromal Scrubber	103
13-137	6	Reversed Sinskey Hook	72	13-184*		John DSAEK Glider	103
13-138*		Corneal Dissector, Straight	101	13-185	15	Tan Marginal DMEK Dissector	103
13-138*		Corneal Dissector, Curved	101	4-251	16	Cross-Action DMEK Forceps	61
4-261S	7	Abdullayev DMEK Grasping Forceps	61	18-305*		Plastic Sterilization Tray with Silicone Finger Mat, Double Level, Extra Large	129
13-139/I	8	Endothelial Stripper, Irrigating	101				
13-150T	9	Spatula-Guide for Corneal Endothelium Implantation	101				
13-151S	10	Cindy Sweeper DSEK Spatula	102				

*not shown

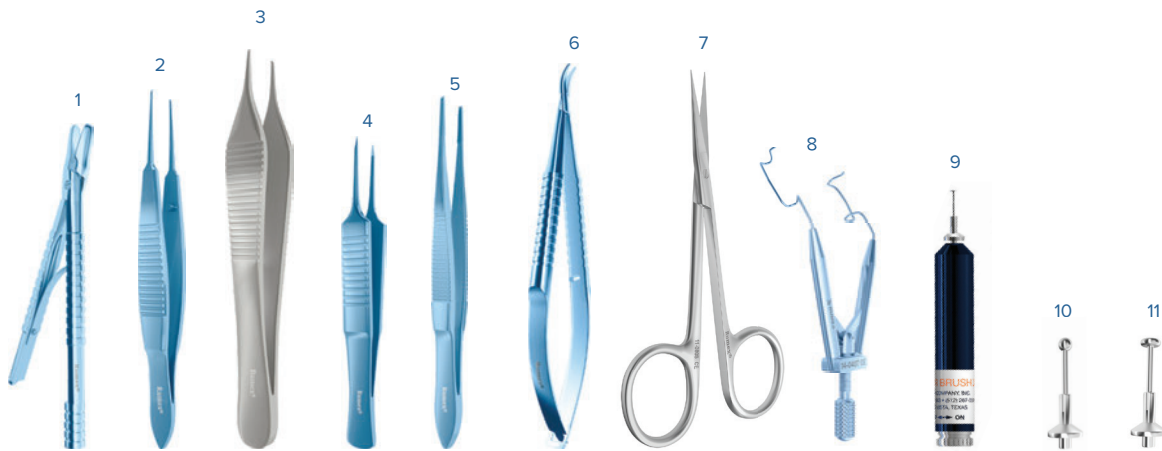
GLAUCOMA SET



Reference	Key	Description	Page	Reference	Key	Description	Page
1-010T	1	Blade Holder	36	11-044S	15	Westcott Stitch Scissors	95
2-010T	2	Castroviejo Caliper	37	11-052S	16	Vannas Capsulotomy Scissors	97
4-050T	3	Colibri Corneal Forceps	58	11-080S	17	Iris Scissors	94
4-070S	4	Dressing Forceps with Delicate Serrations	61	11-1223	18	Barraquer Iris Scissors	95
4-0600T	5	Castroviejo Suturing Forceps	69	14-022S	19	Barraquer Wire Speculum	113
4-171T	6	McPherson Straight Tying Forceps	70	16-011	20	Kelly Descemet's Membrane Punch, 0.75 mm Diameter	123
4-090T	7	Kelman-McPherson Tying Forceps	70	16-012S	21	Harms Trabeculotome, Left	124
4-120S	8	Hartman Mosquito Forceps	68	16-013S*		Harms Trabeculotome, Right	124
4-2301T	9	Fechtner Conjunctiva Forceps	55	16-080S	22	Schaedel Towel Clamp	71
6-10/6-053	10	Diamond Knife, Trifacet Blade, 1.00 mm	75	15-051-27	23	Rycroft Anterior Chamber Cannula, 27 Ga	114
6-20/6-092	11	Diamond Knife, Crescent Blade, 2.00 mm	76	15-301/303	24	Silicone Bulb with Adapter	119
13-050	12	Castroviejo Double-Ended Cyclodialysis Spatula	99	20-050	25	Disposable Marking Pen, Double-Ended, 10 per Box	44, 127
8-045T	13	Barraquer Needle Holder, Extra Fine Jaws, w/out Lock	89	18-305*		Plastic Sterilization Tray with Silicone Finger Mat, Double Level, Extra Large	129
11-040S	14	Westcott Tenotomy Scissors	96				

*not shown

PTERYGIUM SET



Reference	Key	Description	Page	Reference	Key	Description	Page
1-01T	1	Blade Holder	36	16-051-2.5	9	AlgerBrush with a 2.50 mm Diamond Dusted Round Fine Grit Burr	120
4-0600T	2	Castroviejo Suturing Forceps	69	16-051-3.5B	10	Diamond Dusted Round Medium Grit Burr for AlgerBrush, 3.50 mm	120
4-0741S	3	Adson Fixation Forceps	62	16-052-5.0B	11	Diamond Dusted Disk-Shaped Medium Grit Burr for AlgerBrush, 5.00 mm	120
4-171T	4	McPherson Tying Forceps	70	18-304*		Plastic Sterilization Tray with Silicone Finger Mat, Extra Large	129
4-2300T	5	Bonaccolto Utility Forceps	71				
8-031T	6	Barraquer Needle Holder, Standard Jaws, w/out Lock	89				
11-080S	7	Iris Scissors	94				
14-040T	8	Lieberman Temporal Speculum	111				

*not shown

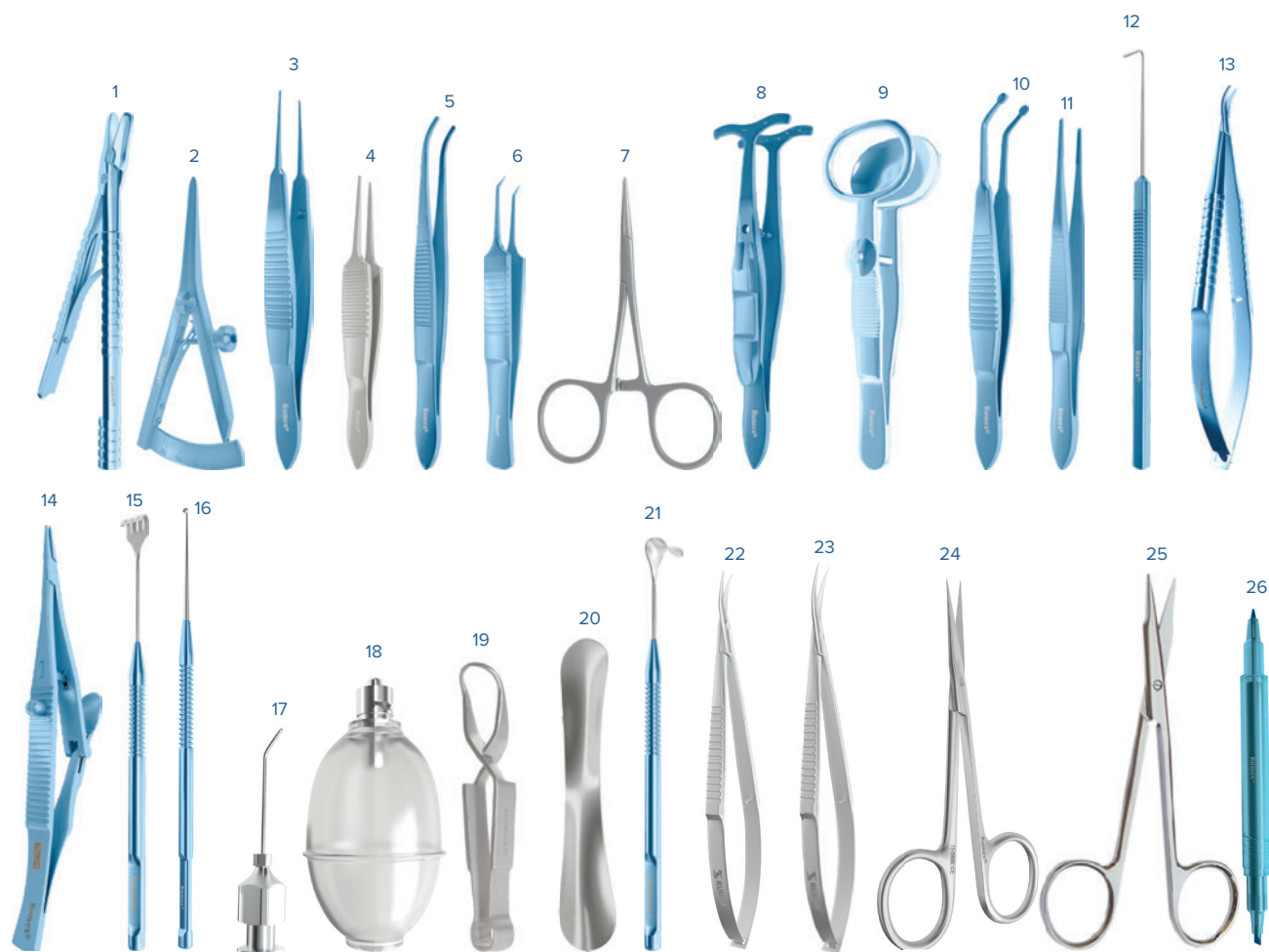
LACRIMAL SET



Reference	Key	Description	Page	Reference	Key	Description	Page
1-010T	1	Blade Holder	36	10-013	12	Stevenson Lacrimal Sac Retractor	91
4-071S	2	Dressing Forceps	61	10-014	13	Knapp Lacrimal Sac Retractor	91
4-2300T	3	Bonaccolto Utility Forceps	71	11-080S	14	Iris Scissors	94
4-0601T	4	Castroviejo Suturing Forceps	69, 110	11-125S	15	Westcott Type Stitch Scissors	95
4-122S	5	Halsted Mosquito Forceps	68	11-130S	16	Stevens Scissors	96
8-031T	6	Barraquer Needle Holder, Standard Jaws, w/out Lock	89	15-029	17	Lacrimal Cannula, Reinforced, Curved, 23 Ga	119
9-010S	7	Bowman Lacrimal Probe, Size 0000-000	90	15-301/303	18	Silicone Bulb with Adapter	119
9-011S*		Bowman Lacrimal Probe, Size 00-0	90	16-081S	19	Towel Forceps	71
9-012S*		Bowman Lacrimal Probe, Size 1-2	90	16-127	20	Nasal speculum, Adult Size	124
9-013S*		Bowman Lacrimal Probe, Size 3-4	90	16-135	21	Surgical Mallet, Polished Finish	124
9-014S*		Bowman Lacrimal Probe, Size 5-6	90	16-136	22	Kerrison Rounger, Size 0	122
9-021S	8	Quickert Lacrimal Intubation Probe, Size 0	90	16-138	23	Belz Lacrimal Sac Rongeur	122
9-031	9	Pigtail Lacrimal Probe	90	21-R7011	24	Disposable DCR Set, Straight 4.50 cm	25
9-050T	10	Wilder Lacrimal Dilator, Size 1	90	18-305*		Plastic Sterilization Tray with Silicone Finger Mat, Double Level, Extra Large	129
9-060T	11	Castroviejo Double-Ended Lacrimal Dilator, Size 1 & 2	90				

*not shown

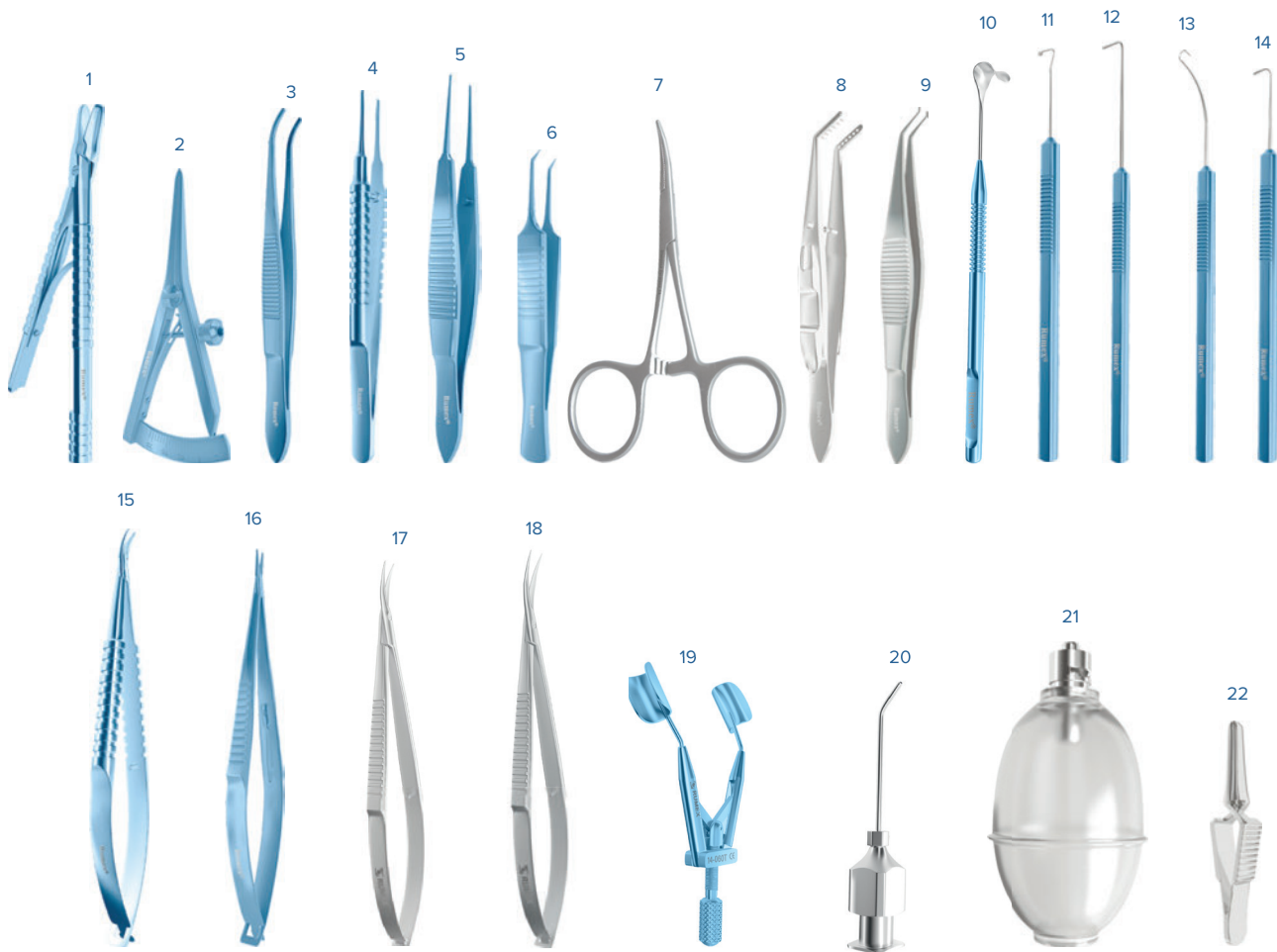
LID SET



Reference	Key	Description	Page	Reference	Key	Description	Page
1-010T	1	Blade Holder	36	10-014	15	Knapp Lacrimal Sac Retractor	91
2-010T	2	Castroviejo Caliper	37	16-066	16	Meyerhoefer Chalazion Curette, Size 3	123
4-0601T	3	Castroviejo Suturing Forceps	69, 110	16-067*	16	Meyerhoefer Chalazion Curette, Size 4	123
4-0607S	4	Bishop-Harmon Suturing Forceps	69	15-055-19	17	Bishop Harmon AC Cannula, 19 Ga	114
4-072T	5	Dressing Forceps	61	15-301/303	18	Silicone Bulb with Adapter	119
4-090T	6	Kelman-McPherson Tying Forceps	70	16-080S	19	Schaedel Towel Clamp	71
4-120S	7	Hartman Mosquito Forceps	68	16-50S	20	Lid Plate	122
4-140T	8	Putterman Type Lid Clamp	55	10-020*	21	Desmarres Lid Retractor, Size 0	91
4-1906T	9	Desmarres Chalazion Forceps, Large	55	10-021	21	Desmarres Lid Retractor, Size 1	91
4-1912T*		Desmarres Chalazion Forceps, Medium	55	10-022*		Desmarres Lid Retractor, Size 2	91
4-124S*		Compressing Lid Forceps with Atraumatic Rollers	56	10-023*		Desmarres Lid Retractor, Size 3	91
4-1913T	10	Compressing Lid Forceps	56	11-040S	22	Westcott Tenotomy Scissors	96
4-2300T	11	Bonaccolto Utility Forceps	71	11-044S	23	Westcott Stitch Scissors	95
5-042	12	Graefe Muscle Hook, Size 2	73	11-080S	24	Straight Iris Scissors	94
8-031T	13	Barraquer Needle Holder, Standard Jaws, w/out Lock	89	11-133S	25	Stevens Tenotomy Scissors	96
8-080T	14	Kalt Needle Holder	88	20-050	26	Disposable Marking Pen, Double-Ended, 10 per Box	44, 127
				18-305*		Plastic Sterilization Tray with Silicone Finger Mat, Double Level, Extra Large	129

*not shown

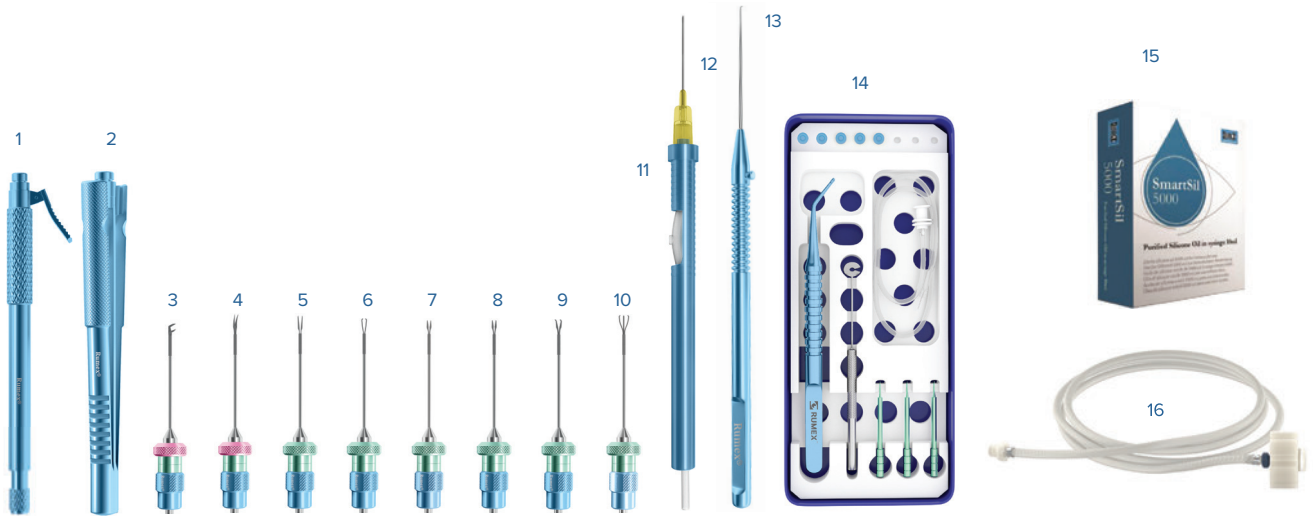
MUSCLE SET



Reference	Key	Description	Page	Reference	Key	Description	Page
1-020S	1	Bard Parker Handle	36	5-061	13	Scobee Oblique Muscle Hook	73
2-010T	2	Castroviejo Caliper	37	5-062	14	Stevens Curved Tenotomy Hook	73
4-072T	3	Dressing Forceps	61	8-090T	15	Barraquer Needle Holder, Strong Jaws, with Lock	89
4-0551T	4	Corneal Forceps, Bonn-Catalano Type	59	8-0921T	16	Castroviejo Needle Holder, Delicate Jaws, with Lock	88
4-0602T	5	Castroviejo Suturing Forceps	69	11-040S	17	Westcott Tenotomy Scissors	96
4-090T	6	Kelman-McPherson Tying Forceps	70	11-044S	18	Westcott Stitch Scissors	95
4-121S	7	Hartman Mosquito Forceps	68	14-0601T	19	Kershner Reversible Solid Blade Speculum	110
4-130S	8	Jameson Muscle Forceps, Left	68	15-055-19	20	Bishop Harmon AC Cannula, 19 Ga	114
4-131S*		Jameson Muscle Forceps, Right	68	15-301/303	21	Silicone Bulb with Adapter	119
4-136S	9	Osher Superior Rectus Forceps	69	16-090S	22	Serrefine	68
10-022	10	Desmarres Lid Retractor, Size 2	91	18-305*		Plastic Sterilization Tray with Silicone Finger Mat, Double Level, Extra Large	129
5-040	11	Jameson Muscle Hook	73				
5-042	12	Graefe Muscle Hook, Size 2	73				

*not shown

REUSABLE SET, TWO-PIECE, 23 GA



Reference	Key Description	Page	Reference	Key Description	Page
12-001T	1 Universal Instrument Handle, One Finger Control	134	12-325-23	9 Pick Vitreoretinal Forceps, 23 Ga, Tip only	139, 141
12-003T	2 Universal Instrument Handle, Squeeze Model, Two Fingers Control	134	12-321-23	10 Spring Gripping Forceps, 23 Ga, Tip only	139
12-202-23	3 Vertical Vitreoretinal Scissors, 23 Ga, Tip only	136, 141	12-6000	11 Titanium Backflush Handle, Active Aspiration	148
12-209-23	4 Curved Subretinal Scissors, 23 Ga, Tip only	136, 141	12-5161	12 Soft Tip Cannula, 23 Ga, Disposable, 5 per Box	148, 149
12-410-23	5 Eckardt End-Gripping Forceps, 23 Ga, Tip only	137, 141	13-097-23	13 Delicate Membrane Pick, 23 Ga	140
12-4013	6 End-Grasping Forceps, Expanded Space between Branches, 23 Ga, Tip only	133, 137, 141	12-5173-23	14 Reusable Trocar System, 23 Ga	144
12-301-23	7 Vitreoretinal Forceps with a Sandblasted Platform, 23 Ga, Tip only	138, 141	SmartSi5000	15 Purified Silicone Oil for Retinal Endotamponade, 5000 cSt	150
12-304-23	8 Vitreoretinal Forceps with a "Crocodile" Platform, 23 Ga, Tip only	133, 138, 141	SmartSi1000*	Purified Silicone Oil for Retinal Endotamponade, 1000 cSt	150
			12-RTUB-2	16 Reusable Tubing System for the Infusion of Silicone Oil	151
			18-305*	Plastic Sterilization Tray with Silicone Finger Mat, Double Level, Extra Large	129

*not shown

DISPOSABLE SET, 23 GA

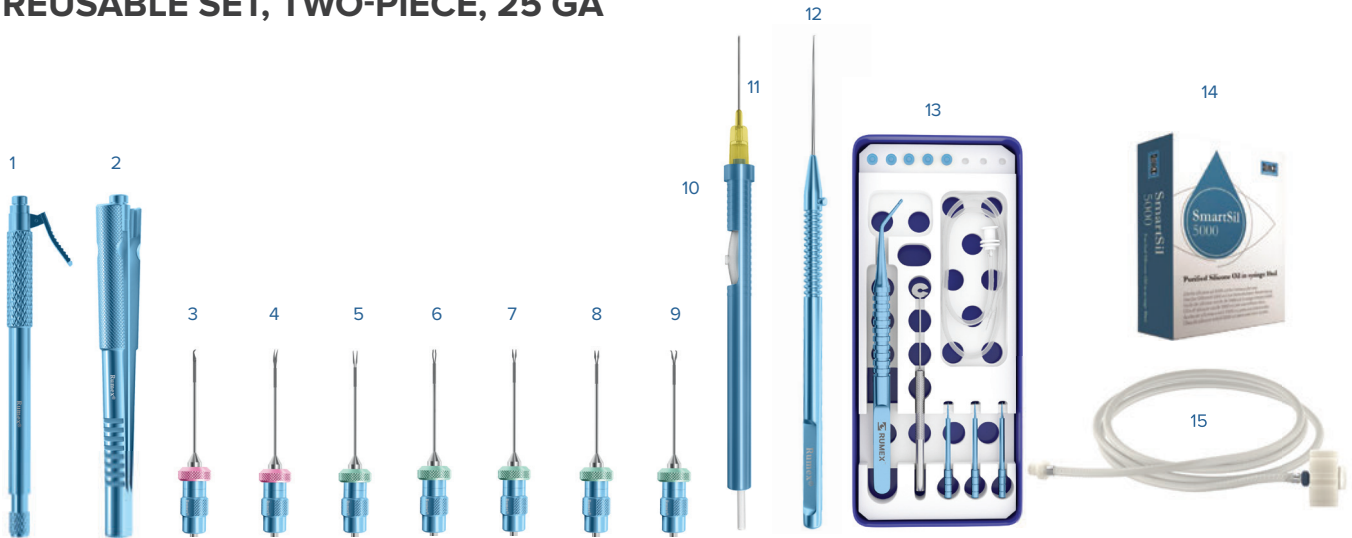


Reference	Key Description	Page	Reference	Key Description	Page
12-5229	1 Disposable One Step Trocar System 23 Ga, 6 per Box	147	12-304-23DP	6 Disposable Vitreoretinal Gripping Forceps with a "Crocodile Platform", 23 Ga, Plastic Handle 360°, 6 per Box	146
12-5161H	2 Backflush Instrument with Soft Tip, 23 Ga, 6 per Box	148	12-304-23D*	Disposable Gripping Forceps with a "Crocodile" Platform, 23 Ga, Stainless Steel, 6 per Box	145
12-7523	3 Disposable Diamond Dusted Retractable ILM Elevator, 23 Ga, 5 per Box	146	12-202-23DP	7 Disposable Vitreoretinal Vertical Scissors, 23 Ga, Plastic Handle 360°, 6 per Box	146
12-209-23D	4 Disposable Curved Scissors, 23 Ga, Stainless Steel, 6 per Box	145	12-5203	8 Dual Bore PFC Cannula, 23 Ga, 5 per Box	149
12-209-23DP*	Disposable Vitreoretinal Curved Scissors, 23 Ga, Plastic Handle 360°, 6 per Box	146	12-5248	9 Viscous Fluid Injection Cannula, 23 Ga, 4 mm Tip, 5 per Box	151
12-410-23D	5 Disposable Eckardt End-Gripping Forceps, 23 Ga, Stainless Steel, 6 per Box	145	SmartSi5000	10 Purified Silicone Oil for Retinal Endotamponade, 5000 cSt	150
12-410-23DP*	Disposable Vitreoretinal Eckardt End-Gripping Forceps, 23 Ga, Plastic Handle 360°, 6 per Box	146	SmartSi1000*	Purified Silicone Oil for Retinal Endotamponade, 1000 cSt	150

*not shown

Product design and/or features that do not influence its functionality and main parameters are subject to change

REUSABLE SET, TWO-PIECE, 25 GA



Reference	Key Description	Page	Reference	Key Description	Page
12-001T	1 Universal Instrument Handle, One Finger Control	134, 135	12-6000	10 Titanium Backflush Handle, Active Aspiration	148
12-003T	2 Universal Instrument Handle, Squeeze Model, Two Fingers Control	134	12-5152	11 Soft Tip Cannula, 25 Ga, Disposable, 5 per Box	149
12-2029	3 Vertical Vitreoretinal Scissors, 25 Ga, Tip only	136, 142	13-0979	12 Delicate Membrane Pick, 25 Ga	140
12-2099	4 Curved Subretinal Scissors, 25 Ga, Tip only	136, 142	12-5173-25	13 Reusable Trocar System, 25 Ga	144
12-410-25	5 Eckardt End-Gripping Forceps, 25 Ga, Tip only	137, 142	SmartSil5000	14 Purified Silicone Oil for Retinal Endotamponade, 5000 cSt	150
12-420-25	6 Asymmetrical End-Grasping Forceps, 25 Ga, Tip Only	133, 137, 142	SmartSil1000*	Purified Silicone Oil for Retinal Endotamponade, 1000 cSt	150
12-3019	7 Vitreoretinal Forceps with a Sandblasted Platform, 25 Ga, Tip only	138, 142	12-RTUB-2	15 Reusable Tubing System for the Infusion of Silicone Oil	151
12-304-25	8 Vitreoretinal Forceps with a "Crocodile" Platform, 25 Ga, Tip only	133, 138, 142	18-305*	Plastic Sterilization Tray with Silicone Finger Mat, Double Level, Extra Large	129
12-3259	9 Pick Vitreoretinal Forceps, 25 Ga, Tip only	139, 142			

*not shown

DISPOSABLE SET, 25 GA



Reference	Key Description	Page	Reference	Key Description	Page
12-5244	1 Disposable One Step Trocar System 25 Ga, 6 per Box	147			
12-5152H	2 Backflush Instrument with Soft Tip, 25 Ga, 6 per Box	148	12-304-25DP	6 Disposable Vitreoretinal Gripping Forceps with a "Crocodile Platform", 25 Ga, Plastic Handle 360°, 6 per Box	146
12-7525	3 Disposable Diamond Dusted Retractable ILM Elevator, 25 Ga, 5 per Box	146	12-304-25D*	Disposable Gripping Forceps with a "Crocodile" Platform, 25 Ga, Stainless Steel, 6 per Box	145
12-209-25D	4 Disposable Curved Scissors, 25 Ga, Stainless Steel, 6 per Box	145	12-202-25DP	7 Disposable Vitreoretinal Vertical Scissors, 25 Ga, Plastic Handle 360°, 6 per Box	146
12-209-25DP*	Disposable Vitreoretinal Curved Scissors, 25 Ga, Plastic Handle 360°, 6 per Box	146	12-5205	8 Dual Bore PFC Cannula, 25 Ga, 5 per Box	149
12-410-25D	5 Disposable Eckardt End-Gripping Forceps, 25 Ga, Stainless Steel, 6 per Box	145	12-5258	9 Viscous Fluid Injection Cannula, 25 Ga, 4 mm Tip, 5 per Box	151
12-410-25DP*	Disposable Vitreoretinal Eckardt End-Gripping Forceps, 25 Ga, Plastic Handle 360°, 6 per Box	146	SmartSil5000	10 Purified Silicone Oil for Retinal Endotamponade, 5000 cSt	150
			SmartSil1000*	SmartSil1000* Purified Silicone Oil for Retinal Endotamponade, 1000 cSt	150

*not shown

APPENDIXES

STERILIZATION AND CARE	168
ABBREVIATIONS	178
INDEX	179
CERTIFICATES	186

STERILIZATION AND CARE

GENERAL INSTRUCTIONS FOR CARE, CLEANING AND STERILIZATION

We at RUMEX guarantee our instruments against manufacturing defects, but the lifespan of reusable instruments lies within proper handling and care. To help your instruments preserve their initial conditions, we strongly recommend you to read the instructions below carefully before use.

A common misconception that “stainless steel” or “titanium” have extreme durability and are indestructible is in need of correction: these metals still might be affected by chemical, mechanical, thermal attacks and etc. However, if you are aware of metal characteristics and understand how to handle them, the lifespan of the instruments may be enlarged.

A particular care should be taken after microsurgical instruments as they have very delicate working tips. These instructions are general recommendations, cleaning guidelines of the solutions, equipment manufacturer and your institution, especially those regarding temperature, time of exposure and concentration, should be observed.

INSPECTION

It is essential that the instrument is inspected before use. Please conduct this inspection under a microscope or magnification lens. If a problem is detected, notify us immediately. Once the instrument is examined and accepted, IT SHOULD BE CLEANED BEFORE PLACING IT IN THE STERILIZATION TRAY.

Stage 1: PRE-STERILIZATION CLEANING

Never skip this cleaning stage as residues on instruments such as care agents and the ones of package materials may form stains and depositions in course of sterilization.

It is imperative to follow the rules:

1. As much moisture as possible must be eliminated from all instrument's parts since moisture promotes corrosion.
2. Only detergents and cleaners specially designed for use on surgical stainless steel or titanium instruments are acceptable for use in all the cleaning process. Cleaning guidelines of the solution manufacturer and your institution should be observed.
3. Thorough cleaning immediately after use is essential for the longevity of the instrument. We recommend that the established surgical instrument cleaning procedures of your institution be followed using these instructions as a guideline.
4. The cleaning/disinfecting solutions should be exchanged daily.

STEPS OF MANUAL CLEANING SOLUTION

1. For effective cleaning of instruments it is recommended to start pre-treatment as soon as possible, no later than 30 minutes after surgery is completed. The cleaning/disinfection should be carried out within the next two hours.
2. Use **distilled/demineralized water** to prepare the working solution. Use chemicals with non-protein-fixing process and with/without anti-microbial effects. Prepare the solution according to the manufacturer's instructions. Water layer above the instruments should be no less than 1 cm (.39 inches). Water temperature should be as specified in the manufacturer's instructions.
3. Instruments with hinges and joints must be handled open. The detachable products should be disassembled prior to be immersed into the solution. Products with locks should be immersed open with preliminary several working movements done inside the solution for its better penetration into hard-to-reach areas of the instruments. Make sure that there are no air bubbles in the cavities and all the inner surfaces are affected.
4. Carry out disinfection according to the mode, indicated in the instructions of product manufacturer. **We recommend soaking instruments in a detergent with pH level between 6-9 for 10 min at 40 °C/104 °F.** Make sure the disinfectant is free of aldehydes, glutaraldehydes. The solution should not foam. Stainless steel tools must not be exposed for a long time to media which can promote corrosion (for example, chloride or iodine ions). This also applies to the vapors of the substances mentioned.

WARNING! Do not immerse stainless steel instruments in an isotonic solution (e.g. physiological saline solution) as stress corrosion cracking and pitting may occur.

5. Wash each product with a brush or a cotton-gauze sponge. Use a syringe to wash the lumens of the instruments. Remove all macroscopically visible dirt.

WARNING! Never use abrasive powders or steel wool to remove stubborn stains – these can damage the superfine finish of an instrument and can actually help cause corrosion of stainless instruments.

6. Place the products in a container with **distilled/demineralized water** and wash off the remaining solution with thorough rinsing of all lumens for 5 minutes. Repeat the procedure if necessary.
7. Then rinse with distilled water to prevent spotting. Instruments with lumens should be flushed out at least five times at the beginning and at the end of the cleaning (10 ml/0.34 fl.oz distilled or deionized water to be used each time).
8. Dry instruments carefully before sterilization with a hot air blower or lint-free cloth. Compressed air is preferred. Sterile compressed air should be used to insufflate cavities of the instruments.
9. The cleaning results must be visually inspected. The instruments must be visibly clean.

Stage 2: CLEANING

MANUAL CLEANING PROCESS

ULTRASONIC CLEANING

As some instruments may become heavily soiled during the surgery, the additional cleaning in the ultrasonic bath will be required.

The following rules should be followed:

1. Place the instruments on a silicone mat inside the ultrasonic bath.
2. Fill the bath with room temperature water. **The temperature higher than 45 °C (113 °F) can lead to encrustation due to denaturation of the protein.**
3. Use detergent to soak the instruments. A **distilled/demineralized water** should be used to prepare the working solution. Make it according to the manufacturer's instructions. Newly prepared cleaning solutions require degassing prior to the first use.
4. Place instruments next to each other without stacking them.
5. When carrying out ultrasonic cleaning, all parameters specified by the manufacturer of the cleaning agent, such as exposure time and concentration, must be observed. Cleaning agents must be compatible with instruments.
6. The use of ultrasonic baths and strong cleaning fluids (alkaline pH > 9 or acid pH < 5) can shorten the lifespan of the products. Make sure the appropriate agents are chosen for performing the procedure.
7. When using deionized water or cleaning solution fully submerge the instruments. Change the ultrasonic solution from ultrasound cleaner after each use.

Instruments with hinges and joints must be handled open to minimize the obscured surface areas. The detachable products should be disassembled prior to be immersed into the solution.

Products with locks should be immersed open with preliminary several working movements done inside the solution for its better penetration into hard-to-reach areas of the instruments.

WARNING! Special care should be taken to make certain that the instrument does not come into contact with any metal surface of the ultrasonic container, as this could damage the instrument.

8. Carry out the cleaning procedure. Turn on ultrasonic bath. 3 minutes exposure at frequencies of around 35 kHz would be sufficient. Use soft bristled nylon brush to clean all the parts of the instrument, inside and outside.
9. Place the products in a container with **distilled/demineralized water** and wash off the remaining solution with thorough rinsing of all lumens for 5 minutes. Repeat the procedure if necessary.
10. Then rinse with distilled water to avoid water spots.
11. Dry the instruments before sterilization. A lint free cloth may be used for manual drying. Sterile compressed air should be used to insufflate cavities of the instruments.

WARNING! DO NOT apply ultrasonic cleaning to diamond knives or instruments with delicate tips (e.g. vitreoretinal and microincisional tips, choppers, hooks, manipulators and etc.)

MANUAL DISINFECTION:

1. Submerge the instruments in the cleaning solution.
2. Make sure to follow the exposure times and concentration of disinfectants and not to combine non-compatible ones.
3. After use of cleaning agent, rinse the instruments with **distilled/demineralized water** at least 5 times and flush the lumens to remove the disinfectant.
4. Repeat if there are still visible impurities on the surface of the instruments.

Manual drying may be done by use of lint free towel or using sterile compressed air to insufflate lumens of the instruments.

AUTOMATED CLEANING PROCESS

1. Baskets in the form of nets with large holes are recommended to be used in special washing equipment. Be sure to use tool holders in the basket. Place instruments inside them without overloading.
2. Make sure that the large instruments don't obscure other ones and don't create spray shadows.
3. Sort tools by similar metals, avoiding contact between dissimilar ones. This type of contact can cause galvanic corrosion.
4. Use a solution suitable for washing equipment with low foaming property.
5. Use a neutralizer, which not only neutralizes alkali, but also reduces surface tension of the liquid during drying, accelerating it, and minimizing stains.
6. Set the program for the cleaning step. The chosen program must be suitable for the products and include the appropriate number of rinsing cycles.

For automated cleaning and disinfection thermal and chemo-thermal disinfection options are available. During **thermal processes** disinfection is carried out at temperatures above 65 °C (149°F). A reprocessing program may include the following steps:

1. Pre-wash with cold water to remove dirt and foaming substances.
2. Cleaning is performed with use of suitable pH-neutral or alkaline products added to hot or cold distilled water at temperatures of 40-60 °C (104-140 °F) for at least 5 minutes.
3. Intermediate rinse in hot or cold distilled water with acidic neutralizer added in order to facilitate the removal of remaining alkaline disinfectants.
4. Second intermediate rinse in hot or cold distilled water without additives should follow.
5. Thermal disinfection and final rinse is performed at temperatures of 80-95 °C (176-203 °F).
6. Drying might be carried out in washer/disinfector or in other possible ways. Sterile compressed air should be used to insufflate cavities of the instruments.

Chemo-thermal disinfection is suitable for heat-sensitive products. The temperature is limited in all rinsing stages and during the step of drying.

Cleaning is performed normally at < 65 °C (149 °F). A reprocessing program may include the following steps:

1. Pre-wash with cold water to remove dirt and foaming substances.
2. Cleaning is performed with use of suitable pH-neutral or alkaline products added to hot or cold distilled water at temperatures of 40-60 °C (104-140 °F) for at least 5 minutes.
3. Intermediate rinse in hot or cold distilled water followed by chemo-thermal disinfection. Special cleaning agent, compatible with machine-disinfection, is used.
4. Intermediate rinse in hot or cold distilled water without additives.
5. Final rinsing with distilled water at higher temperature.
6. Drying might be carried out in washer/disinfector or in other possible ways. Sterile compressed air should be used to insufflate cavities of the instruments.

- **The cleaning device must be regularly maintained, checked and validated in accordance with internal and manufacturer requirements.**
- **When processing the ophthalmic instruments we recommend using the additional intermediate rinsing with water in the washing programs before the final rinse.**
- **Additional rinsing outside the washing equipment is not required.**

A combination of processing stages 1 and 2 is allowed.

WARNING! Tools with blind holes, long narrow tips (e.g. tips, cannulas, handpieces and etc), hinges (3-joint instruments) need more attention during cleaning process. The temperature at all stages of the process should not exceed 170 °C (338 °F).

Distilled/deionized water is recommended for all the reprocessing cycles as tap water may cause an increase in ions concentrations on the surface of Stainless Steel instruments.

Aspiration speculums and cannulas with tubes (e.g. Simcoe) require additional cleaning of silicone tubes prior to be sterilized.

First, soak the instrument in the soap solution at temperature of 50 °C (122 °F) and keep it there for 15 min. After that wash the instrument with brush and cotton/gauze pad. Take the instrument out of soap bath and wash it under streaming water for 3 min. Rinse the instrument with distilled or deionized water. Then attach a syringe filled with warm water into the luer lock and rinse the silicone tubes of the instrument. Finally, blow them with air by forcing one or two syringes full of air through the tubes.

RECOMMENDED PRODUCTS FOR CARE AND CLEANING

Product name, Manufacturer	Description	Composition	Compatibility
SEKUSEPT Activ , Ecolab Deutschland GmbH	Disinfectant for automatic and manual processing of tools	≥ 30% oxygen-based bleaching agents; <5% non-ionic surfactants, phosphonates; 50% sodium perborate monohydrate; 25% tetraacetylenediamine; active antimicrobial components, nonionic surfactants, corrosion inhibitor; pH of 2% solution: 7.4-8.4	Compatible. Discoloration of metal, residual detergent or water film formation may occur.
Neodisher MediClean Forte , Dr. Weigert GmbH & Co.	Detergent for automatic and manual cleaning of surgical instruments. Prevents reprecipitation of protein residues.	< 5% non-ionic and anionic surfactants; enzymes; pH: 10.4-10.8	Compatible. Discoloration of metal, residual detergent or water film formation may occur.
Neodisher MediKlar , Dr. Weigert GmbH & Co.	Rinser for automatic and manual cleaning of surgical instruments. Recommended for use with MediClean forte. Prevents reprecipitation of protein residues.	< 5% anionic surfactants, polycarboxylates; 5 - 15% non-ionic surfactants also preservatives; 2-octyl-2H-isothiazol-3-one, a mixture of: 5-Chloro-2-methyl-2H-isothiazol-3-one [EC-no.247-500-7] and 2-Methyl-2H-isothiazol-3-one; pH: 5.9-6.9	Compatible
ERIZYME , KiiltoClean FARMOS Oy	Detergent for hand treatment, washer disinfectors and ultrasonic treatment	non-ionic surfactants (< 5%); amphoteric surfactants (< 5%); complexing agent (5-15%); monopropylene glycol (15-30%); anti-foaming agent; enzymes; pH: 7.5	Compatible
ERISAN OXY+ , KiiltoClean FARMOS Oy	Disinfectant in disposable sachets	sodium percarbonate 30 - <50%; citric acid 15 - <30%; tartaric acid 5 - <15%; pH: 5.9-6.9	Compatible. Discoloration of metal, residual detergent or water film formation may occur.

Fully demineralized water for rinsing and correct loading must be used to prevent staining!
WARNING! Hydrogen peroxide H₂O₂ may discolor titanium instruments.

The color of titanium instruments may change due to development of different properties of oxide layers. Such discoloration does not bring a safety risk, as well as water stains on the surface of the instruments. They don't affect the biocompatibility, functionality, and lifetime of the instruments. However, discoloration may affect the visual inspection of the tools (e.g. determining residual dirt). To prevent the color change of titanium instruments, use only neutral or mild alkaline cleaning agents. While using them, do not exceed a temperature of 70 °C (158 °F).

LUBRICATION

Moving parts and working mechanisms of the Rumex instruments should be lubricated occasionally with a medical grade instrument lubricant (especially after an ultrasonic bath) to ensure the smooth operation of the working mechanism. The lubricant must be biocompatible, suitable for steam sterilization and vapor-permeable. No silicone oil should be applied. The paraffin/white oil based lubricants are allowed to be used. The following products are recommended - Neodisher IP Spray, Miltex-Integra Spray Lube Instrument Lubricant, Sterilit® i lubricant.

After cleaning process let the instruments cool down to room temperature prior to their actuation, as otherwise metal abrasion may develop when the details of the tools rub against each other. This may destroy the instruments' functionality.

The recommended directions of the instrument lubricant manufacturer and your institution should be observed.

Stage 3: STERILIZATION

Surgical instruments should be stored at room temperature in dry rooms in the sterilization trays of proper size and lined with soft silicone mats. Instruments should not touch each other. We recommend using protective tips made of soft silicone tubing of the proper size and thickness. Do not use rubber or plastic protective tips, as they can melt during autoclaving and cause damage of instruments.

WARNING! Never store the instruments close to the chemicals.

Stainless steel and titanium instruments can be sterilized via steam autoclaving, chemical disinfectants, ethylene oxide gas, or even dry hot air. Gas and dry chemical sterilization are the best methods for stainless steel instruments, but it takes a lengthy time period to accomplish the desired result. The most practical method of sterilization is heat or steam, which require less time, however, these methods can be damaging to delicate instruments. Please, be sure that you and the members of your staff have read and understood the instructions supplied by the manufacturer of your particular sterilizer.

STERILIZATION CYCLES

Finally, the instrument should be sterilized prior to the next surgical procedure.

WARNING! Only clean, disinfected, and dry products can be sterilized.

For lumen instruments (e.g. tips, cannulas, handpieces) the gravity procedure is not suitable!

RUMEX instruments can be sterilized using any of the following methods:

100% ETO cycles	
Concentration ETO	850±50mg/l
Temperature	37-47°C (99-117°F)
Exposure time	3–4 hours
Humidity	70% RH minimum
Drying Cycle	1 hour

WARNING! ETO method is not recommended for diamond knives sterilization.

	Steam Autoclaving		"Flash" Autoclaving	
	Gravity Displacement	Prevacuum	Gravity Displacement	Prevacuum
Sterilizer Type	Gravity Displacement	Prevacuum	Gravity Displacement	Prevacuum
Sample Config.	wrapped	wrapped	unwrapped	unwrapped
Temperature°C	+132°C	+132°C	+132°C	+132°C
Temperature°F	+270°F	+270°F	+270°F	+270°F
Exposure Time	15 minutes	4 minutes	3 minutes	3 minutes
Drying Cycle	15-30 minutes	20-30 minutes	10 minutes	10 minutes

WARNING! The sterilization steam must not contain any impurities.

Do not apply steam sterilization temperatures exceeding 137°C (280°F).

The autoclave drying cycle should be used to avoid oxidation.

Gas plasma sterilization is not recommended as delicate instruments might be physically damaged when exposed to low pressure.

The above-mentioned sterilization cycles represent the industry standards and should be capable of producing a sterile device. Due to variations in sterilization equipment and device bioburden in clinical use, RUMEX International Co. is not able to provide specific cycle parameters. It is the responsibility of each user to perform the validation and verification of the sterilization cycle to ensure an adequate sterility assurance level for our products.

WARNING! Follow the guidelines of the processing times. The rapid sterilization process should be reserved for emergency processing only and should not be used for routine instrument sterilization. Longer sterilization period and higher temperatures can lead to premature aging of instruments.

AT THE END OF THE SURGICAL DAY

Instruments should be washed clean of all residues, dried and inspected after each use. Be sure to inspect every microsurgical instrument at the end of your surgical day. Please conduct this inspection under a microscope or magnification lens. If a damaged instrument is detected, repair or replace it. Washing, drying and inspecting the instrument under magnification helps to ensure that the instrument is kept in proper condition for the next surgical procedure.

HANDLING OF DIAMOND KNIVES

APPLICATION

Ophthalmic microsurgical knives with diamond blades are used for cutting and dissection of tissues during ophthalmic, microvascular, neurosurgical, and plastic surgery.

CHARACTERISTICS

The blades are made of diamonds and the handles are manufactured from titanium alloy. The thickness of the diamond blade cutting edge should not exceed 0.2 μm . The blade points must be edged with no visible chips (visible at 100x power magnification). The diamond knife consists of a titanium handle and a diamond blade. The handle is fit with a mechanism providing blade installation and its safe fixation in an operative and non-operative position.

USAGE INSTRUCTIONS

1. The diamond blade is very fragile, therefore, each knife must be handled, cleaned, and stored delicately. Avoid blows or vibrations. Any contact of the blade with other instruments or materials should be avoided.
2. Before using a knife, make sure there are no chips on the cutting edge. A microscope with at least 100x power magnification should be used for the inspection.
3. When transporting diamond knives, the blades must be fully retracted into the handles (non-operative position). We recommend the knives to be kept and carried in sterilizing cases or with a PTFE shipping clamp to avoid self-movement. When a knife is not in use, its blade must be retracted into the handle and protected from mechanical damage.
4. Please rotate the movable part of the handle clockwise and fix the blade to set the knife in its operative position. The blade is to be set in the operative position for the surgical operation just prior to usage.
5. After usage, slightly pull the movable part of the handle downwards and rotate counterclockwise to return the blade into its non-operative position. To avoid accidental movements of the spring, please make sure the handle is fixed tightly. When a handle is fixed, a slight click will occur.
6. To install the knife with a micrometer, pull the protective cap down and rotate the bottom part of the handle (with a scale) downwards; the blade will appear. Customize the depth of the blade by screwing the handle; the scale marks will indicate the chosen depth. The scale increment is 0.005 mm. Rotate the handle upwards then put on the protective cap to set the knife in the initial non-operative position.

The service life of the knife varies due to usage and handling. The blade must never be dropped or be in contact with foreign objects. The blade and the spring mechanism need to be handled with care and caution.

Never disassemble the parts of the knife.

CLEANING

1. Use a syringe with distilled or demineralized water to flush the instrument.
2. Dip the knife (blade retracted) into weak alkaline cleaning solution and keep for 60 minutes at a temperature of 22 $^{\circ}\text{C}$ (72 $^{\circ}\text{F}$).
3. The handle of a knife can be cleaned with a soft brush.
4. Flush the instrument with flowing water for 30 seconds, then sluice with distilled water for other 30 seconds; the blade should be pointed down for flushing.

WARNING! DO NOT apply ultrasonic cleaning to diamond knives.



We recommend to use a Diamond Knife Cleaning Pack (21-602-1) for gentle cleaning of the blade. The pack contains three solutions that eliminate residual debris off the blade and prepare it for sterilization. Diamond knives can be cleaned in an automatic washer designed for micro-surgical instruments. Please follow the manufacturer's instruction.

PLEASE OBSERVE THE GENERAL INSTRUCTIONS FOR CARE, CLEANING AND STERILIZATION BEFORE HANDLING THE TOOL!

Make sure the blade is in its non-operative position (retracted) before sterilization; self-movement must be avoided. We recommend sterilizing the knives in trays specially designed for diamond knives as the silicone holders will help stabilize them.

WARNING!

ETO method is not recommended for diamond knives sterilization.

Do not apply steam sterilization temperatures exceeding 137°C (280°F).

Gas plasma sterilization is not recommended as delicate instruments might be physically damaged when exposed to low pressure.

STORAGE

Diamond knives must be kept at a temperature from 10 to 25 °C (50 to 77 °F) and relative air humidity at max. 75% at 25 °C (77 °F). Indoor air must not contain corrosive additive agents. The blade must be fully retracted into the handle (non-operative position). Self-movement, blows or vibrations must be avoided.

INSPECTION

Incoming inspection is obligatory. It includes:

1. Visual examination of the package obtained: no mechanical damages are permitted.
2. Visual inspection of the knife: no mechanical damages such as cracks, chips, oxide scales etc. are permitted; all parts of the knife must be joined smoothly.
3. Blade must be set into the operating/non-operating position without jamming; it must be fixed easily.

Please examine the blade before each operation and never use a knife in the event any defect is noticed. Damaged knives should be sent for resharpening or blade replacement.

MANUFACTURER'S WARRANTY

Manufacturer guarantees knives to be in accordance with the documentation when service and storage instructions are followed by the consumer. We provide a 2 year guarantee for the spring mechanism and titanium parts. The diamond blade can be resharpened or exchanged according to the after-sale service program.

HANDLING OF VITREORETINAL AND MICROINCISIONAL INSTRUMENTS

APPLICATION

RUMEX Instruments (ophthalmic scissors and forceps for vitreoretinal and microincisional surgery) are designed for various applications in ophthalmic surgery. It is essential that the instrument is cleaned and sterilized before initial use and after each surgery, following as outlined in this instruction brochure.

CARE AND HANDLING

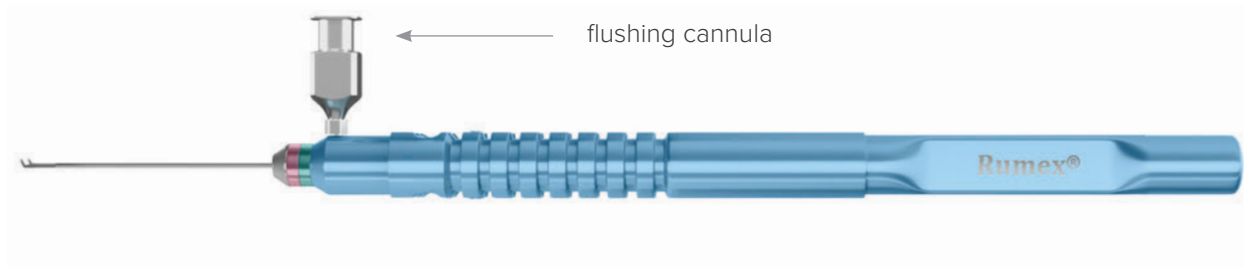
The intraocular tips have a delicate precision mechanism inside. Intraocular fluids will enter this mechanism during surgery. Proteins may also accumulate inside of the mechanism. If these fluids are not promptly and properly cleaned out, it will lead to corrosion or clogs and the possibility of instrument malfunction. Ensure the cleaning procedure is implemented after each surgery — warranty shall not extend to instruments that have been improperly handled. One-piece and two-piece vitreoretinal instruments are cleaned by use of special adapter and cannula.

CLEANING OF TWO-PIECE VITREORETINAL INSTRUMENTS



1. Unscrew the tip from the handle, then attach flushing adapter 12-000T.
2. Flush the tip with distilled or demineralized water by connecting a syringe filled with water to adapter.
3. Flush the tip with alcohol - this will remove the water and facilitate drying.
4. Dry the tip by forcing one or two syringes full of air through tip. Pressurized air is recommended, as it flushes out debris and fluid more efficiently than syringe forced air. Thoroughly dry handle, tip and cup.
5. Handle should be soaked in distilled or demineralized water for two minutes.
6. Dry with surgical sponge.
7. Lubricate joints in handle with instrument milk and work the mechanism by pressing the key.

CLEANING OF ONE-PIECE VITREORETINAL INSTRUMENTS

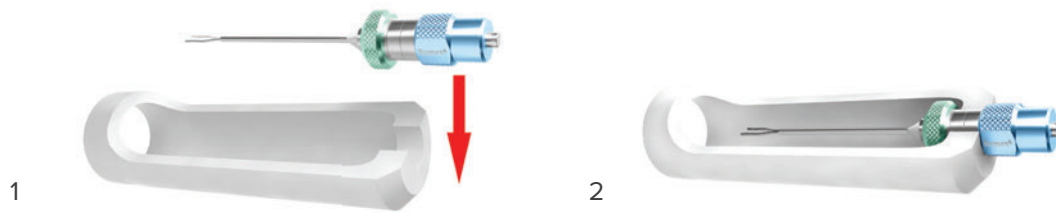


1. Put the instrument into PTFE protector (provided).
2. Soak it in the soap solution at temperature of 50 °C (122 °F) and keep it there for 15 min.
3. Wash the handle with brush and cotton/gauze pad.
4. Take the instrument out of soap bath and wash it under streaming water for 3 min.
5. Rinse the instrument with distilled or demineralized water.
6. After that flush the instrument with alcohol solution. It will remove water and contribute to drying.
7. Next, adjust the cannula on the luer of the syringe and fill the syringe with distilled or demineralized water.
8. A tube of the cannula then should be inserted into the port, situated at the base of the barrel near the colored wheels.
9. Flush the tube of the instrument and the tip with distilled or demineralized water by forcing syringe plunger. Then repeat the procedure with use of alcohol solution.
10. Finally, blow the air inside the tube by forcing it from the syringe into the port of the instrument. Pressurized air is recommended, as it flushes out debris and fluid more efficiently than syringe forced air.

WARNING! DO NOT apply ultrasonic cleaning to vitreoretinal and microincisional tips.

STORAGE

Surgical instruments should be stored in the sterilization trays of proper size lined with soft silicone mats. Instruments should not touch each other. We recommend using safety protectors made of PTFE, which are autoclavable. The photos below illustrate the way to fix a tip in a protector. Please insert the tips into PTFE protectors as shown in the picture:



1. Match the nut indicating the gauge with the hub, press the tip gently. Make sure the branches do not touch the protector
2. The tips in their final position — safely fixed by the protector.

Note: the tips should be sterilized in the protector to avoid any contact with other instruments.

WARNING! Never store the instruments close to the chemicals.

PLEASE OBSERVE THE GENERAL INSTRUCTIONS FOR CARE, CLEANING AND STERILIZATION BEFORE HANDLING THE TOOL!

WARNING!

Gravity displacement is not suitable for vitreoretinal and microincisional tips.

Do not apply steam sterilization temperatures exceeding 137°C (280°F).

Gas plasma sterilization is not recommended as delicate instruments might be physically damaged when exposed to low pressure.

ABBREVIATIONS

BRVO	Branch Retinal Vein Occlusion
BSS	Balanced Salt Solution
CPM	Cuts per Minute
CRVO	Central Retinal Vein Occlusion
DALK	Deep Anterior Lamellar Keratoplasty
DLEK	Deep Lamellar Endothelial Keratoplasty
DMEK	Descemet's Membrane Endothelial Keratoplasty
DSAEK	Descemet's Stripping Automated Endothelial Keratoplasty
DSEK	Descemet's Stripping Endothelial Keratoplasty
ECCE	Extracapsular Cataract Extraction
ERM	Epiretinal Membrane
I/A	Irrigation / Aspiration
ICL	Implantable Collamer Lens
ICRS	Intrastromal Corneal Ring Segments
ID	Inner Diameter
ILM	Internal Limiting Membrane
IOL	Intraocular Lens
LASEK	Laser-Assisted Sub-Epithelial Keratectomy
LASIK	Laser-Assisted in Situ Keratomileusis
LHD	Left Handed Doctor
LRI	Limbal Relaxing Incisions
MICS	Micro Incision Coaxial Surgery
MVR	Micro-Vitreoretinal
OD	Outer Diameter
OVD	Ophthalmic Viscosurgical Device
PFC	Perfluorocarbon
PRK	Photorefractive Keratectomy
PVD	Posterior Vitreous Detachment
PVR	Proliferative Vitreoretinopathy
ReLEx SMILE	Refractive Lenticule Extraction Small Incision Lenticule Extraction
RHD	Right Handed Doctor
SMILE	Small Incision Lenticule Extraction
SS	Stainless Steel

1-010T	36	4-03115S	49	4-054T	59
1-020S	36	4-03115T	49	4-0540T	59
2-010S	37	4-0311D	19	4-0541T	59
2-010T	37	4-0311S	49	4-055T	59
2-030T	38, 39	4-0311T	49	4-055S	59
2-031T	38, 39	4-0312S	45, 48	4-0551T	59
2-0331T	38, 39	4-031T	49	4-0551S	59
2-033T	38, 39	4-0321T	47	4-0551D	19, 59
2-034T	38	4-032S	45, 49	4-056T	59
2-036T	38	4-033S	28, 46, 50	4-057T	59
2-064T	37	4-0331T	49	4-058S	59
2-100T	37	4-0331S	49	4-0582S	54
2-101T	37	4-0331D	19, 45, 49	4-058T	59
3-0211T	41	4-03314T	49	4-059T	59
3-0212T	41	4-03314S	49	4-0600T	69
3-0213T	41	4-03315T	45, 49	4-0600D	19
3-0216T	41	4-03315S	49	4-0601T	69
3-0217T	41	4-034	60	4-0602T	69
3-0218T	41	4-0352T	47	4-0606T	69
3-0219T	41	4-03731	53	4-0607S	69
3-0230	39	4-0374	53	4-070S	61
3-0231	39	4-03741	53	4-071S	61
3-024T	31, 40	4-03742	46, 53	4-072T	61
3-0304T	40	4-0375	53	4-0740S	62
3-034	41	4-03751	54	4-0740T	62
3-040	39	4-03761	54	4-0741S	62
3-090S	39	4-03771	54	4-0741T	62
3-090T	39	4-03791	54	4-08011T	62
3-091T	39	4-0391S	48	4-0814T	62
3-140T	40	4-0392S	48	4-0822T	62
3-174T	41	4-0393S	28, 48	4-0832S	62
3-176T	41	4-0394	50	4-090T	70
3-1801	42	4-0395	46, 50	4-091S	70
3-181	41	4-0395S	50	4-092S	70
3-183T	32, 42	4-0395T	50	4-092T	70
3-191	42	4-0396	50	4-100S	67
3-192	42	4-0398	57	4-101S	67
3-193	43	4-042S	56	4-102S	67
3-1931	43	4-042T	56	4-111T	67
3-1932	43	4-043T	56	4-113T	67
3-194	43	4-0501S	58	4-115T	67
3-1941	43	4-0501T	58	4-120S	68
3-195	43	4-0502S	58	4-121S	68
3-196	44	4-0503S	58	4-122S	68
3-204T	40	4-0504S	58	4-123S	68
3-208T	31, 40	4-0504T	58	4-124S	56
4-0300T	47	4-0505T	58	4-130S	68
4-0301T	47	4-050S	58	4-131S	68
4-030T	47	4-050T	58	4-136S	69
4-03114T	49	4-053T	59	4-138T	69

4-140T	55	4-2206T	56	6-10/6-051	75
4-173T	70	4-2300T	71	6-10/6-052	75
4-174T	70	4-2301S	55	6-10/6-053	75
4-175T	70	4-2301T	55	6-10/6-0531	75
4-176T	70	4-2303T	69	6-10/6-070	75
4-177T	70	4-240	60	6-10/6-0701	75
4-178S	70	4-246S	60	6-10/6-076	75
4-177D	19	4-247	60	6-10/6SK-0501	78
4-182T	70	4-251	61	6-10/6SK-053	78
4-185S	71	4-254	31	6-10/6SK-070	78
4-185T	71	4-254S	61	6-20/6-0551	76
4-1851T	71	4-260T	64	6-20/6-071	76
4-186S	71	4-261S	61	6-20/6-072	76
4-1891	71	4-261S	31	6-20/6-073	76
4-1906T	55	4-262	61	6-20/6-074	76
4-1907T	55	4-262S	61	6-20/6-075	76
4-1907S	55	4-266S	32, 57	6-20/6-077	76
4-1908S	55	4-268S	32, 57	6-20/6-078	76
4-1908T	55	5-020	74	6-20/6-081	76
4-1909S	55	5-021	72	6-20/6-092	76
4-1909T	55	5-030	72	6-20/6-100	76
4-1912S	55	5-030D	18	6-20/6-101	76
4-1912T	55	5-0301	72	6-20/6-102	76
4-1913T	56	5-031	72	6-20/6-104	76
4-20111S	66	5-032	72	6-20/6-105	76
4-20111T	66	5-0321	72	6-20/6-107	76
4-2012S	57	5-0322	72	6-20/6-140	76
4-2019T	60	5-032D	18	6-20/6-141	76
4-2107T	63	5-033	72	6-20/6-142	76
4-2108S	63	5-0331	72	6-20/6-143	76
4-2113S	63	5-0331D	18	6-20/6-144	76
4-211T	54	5-034	72	6-20/6-145	76
4-211T	29	5-036	72	6-20/6SK-0551	78
4-2132T	63	5-040	73	6-20/6SK-072	78
4-2138T	63	5-0401	73	6-20/6SK-075	78
4-2141T	64	5-040S	73	6-20/6SK-080	78
4-2142	30, 64	5-041	73	6-20/6SK-093	78
4-21431	66	5-041S	73	6-20/6SK-145	78
4-21432	66	5-042	73	6-20/6SK-146	78
4-2144T	58	5-042S	73	6-20/6SK-147	78
4-2145	64	5-046	74	6-322/6-0531	77
4-2150	65	5-060	74	6-500/6-0531	77
4-2151	65, 98	5-061	73	6-500S/6-0531	77
4-2173	65, 98	5-061S	73	6-600/6-0531	77
4-21731	65	5-062	73	6-600S/6-0531	77
4-21741	65	5-062S	73	7-0201T	79
4-2175S	66	6-00/6-020	75	7-025T	79
4-2175S	98	6-00/6-030	75	7-063	81
4-2201T	71	6-10/6-050	75	7-0631	83
4-2201T	144	6-10/6-0501	75	7-0634/I	85

7-063D	18	7-1251	82	9-031	90
7-064	81	7-126	83	9-050T	90
7-065	81	7-127	83	9-051T	90
7-065D	18	7-1271	83	9-052T	90
7-066	81	7-128	82	9-060T	90
7-067	81	7-1281	82	10-013	91
7-068	81	7-130	82	10-014	91
7-0681	28, 82	7-135	82	10-020	91
7-069	81	7-1361	83	10-021	91
7-070	83	7-142	85	10-022	91
7-072	81	7-143	84	10-023	91
7-074	81	7-145	84	10-030S	91
7-075	81	7-146	84	10-034T	91
7-0751	28, 81	7-149S	80	10-035	108
7-077	81	7-174D	19	10-083	92
7-079	83	8-010T	89	10-091	92
7-080/20	86	8-011T	89	10-5016-1	20, 92
7-080/45	86	8-013T	89	10-5127	20, 92
7-080/90	86	8-020T	89	11-010S	93
7-080/BC	86	8-021T	89	11-0101S	93
7-080/IAH	86	8-024T	89	11-011S	93
7-080/SIM	86	8-025T	89	11-012S	93
7-080/ST	86	8-030T	89	11-012D	19
7-081	86	8-031T	89	11-013S	93
7-0811	87	8-040T	89	11-015S	93
7-081-23	86	8-041T	89	11-020S	93
7-0813	86	8-045T	89	11-0201S	93
7-082	87	8-050T	89	11-024S	93
7-0821	87	8-051T	89	11-0241S	93
7-0821D	20, 29	8-060T	89	11-034S	93
7-0821-23	87	8-061T	89	11-035S	93
7-0823D	20, 29	8-070T	89	11-036S	94
7-093	82	8-071T	89	11-0361S	94
7-093D	18	8-080T	88	11-03721	94
7-0931	82	8-090T	89	11-03741	97
7-097	82	8-091T	89	11-03751	97
7-101	85	8-0921T	88	11-038S	93
7-1061	82	8-096T	88	11-0381S	93
7-1071	82	8-100T	88	11-040S	96
7-111S	80	8-102S	88	11-040D	19
7-1161S	80	8-120	89	11-042S	96
7-1162S	80	8-1211-23	88	11-044S	95
7-1163S	80	9-010S	90	11-046S	95
7-11651S	80	9-011S	90	11-047S	95
7-1165S	80	9-012S	90	11-048S	96
7-1166S	80	9-013S	90	11-0481S	96
7-1167S	80	9-014S	90	11-050S	97
7-117	29, 82	9-015S	90	11-0501S	97
7-1171	29, 82	9-021S	90	11-052S	97
7-125	82	9-023S	90	11-052D	19

11-054S	97	12-301-23	138	12-410-25H	143
11-056S	97	12-301-23	141	12-410-27	137, 142
11-058S	97	12-301-23D	145	12-410-27DP	146
11-0581S	97	12-301-23H	143	12-411	137
11-062S	94	12-301-25D	145	12-411-23	137, 141
11-080S	94	12-301-25H	143	12-411-23H	143
11-081S	94	12-303	139	12-411-25	137, 142
11-090S	98	12-304	133, 138	12-411-25H	143
11-091S	98	12-304-23	138, 141	12-412	139
11-100S	95	12-304-23	133	12-413	139
11-101S	95	12-304-23D	145	12-414	137
11-1223	95	12-304-23DP	146	12-415	137
11-125S	95	12-304-23H	143	12-420-23	133, 137, 141
11-130S	96	12-304-25	133, 138, 142	12-420-23D	145
11-131S	96	12-304-25D	145	12-420-23H	143
11-132S	96	12-304-25DP	146	12-4202-23	137, 141
11-133S	96	12-304-25H	143	12-420-25	133, 137, 142
11-134	94	12-304-27DP	146	12-420-25D	145
11-135	94	12-3019	138, 142	12-420-25H	143
12-000T	135	12-3044	138	12-420-27	133, 137, 142
12-001T	134	12-313	139	12-5086S	144
12-003T	134	12-321	139	12-5147	148
12-026	151	12-321-23	139, 141	12-5152	149
12-202	136	12-325	139	12-5152H	148
12-202-23	136, 141	12-325-23	139, 141	12-5156	149
12-202-23DP	146	12-325-23D	145	12-5156H	148
12-202-25DP	146	12-325-23H	143	12-5159	148
12-206	136	12-325-25D	145	12-5160	149
12-209	136	12-325-25H	143	12-5160H	148
12-209-23	136, 141	12-3259	139, 142	12-5161	149
12-209-23D	145	12-335	139	12-5161H	148
12-209-23DP	146	12-400	138	12-5162	149
12-209-23H	143	12-401	138	12-5162H	148
12-209-25D	145	12-4013-25H	143	12-5164	149
12-209-25DP	146	12-4013H	143	12-5164H	148
12-209-25H	143	12-402	138	12-5165	151
12-209-27DP	146	12-402-23	138, 141	12-5167	149
12-2020	136	12-402-23H	143	12-5167H	148
12-2029	136, 142	12-402-25H	143	12-5173-23	144
12-2084	136	12-4012	138, 141	12-5173-25	144
12-2085	136	12-4013	133, 137, 141	12-5186	144
12-2099	136, 142	12-4089	138, 142	12-5187	144
12-211	136	12-410	137	12-5187-25	144
12-211-23DP	146	12-410-23	137, 141	12-5188	144
12-211-23H	143	12-410-23D	145	12-5203	149
12-211-25DP	146	12-410-23DP	146	12-5205	149
12-211-25H	143	12-410-23H	143	12-5227	147
12-211-27DP	146	12-410-25	137, 142	12-5229	147
12-215	136	12-410-25D	145	12-5244	147
12-301	138	12-410-25DP	146	12-5248	151

12-5258	151	13-185	103	15-031	119
12-5491	149	14-022S	113	15-032	119
12-5491H	148	14-022D	18	15-033	119
12-5492	149	14-0221S	113	15-035-23C	119
12-5492H	148	14-0222S	113	15-035-23S	119
12-6000	148	14-0231	113	15-035-25C	119
12-6010	148	14-023S	113	15-035-25S	119
12-7523	146	14-0241S	113	15-049-23	115
12-RTUB-1	151	14-0244S	113	15-049-30	115
12-RTUB-2	151	14-024S	113	15-051-23	114
12-RTUB-3	151	14-025S	113	15-051-25	114
12-RTUB-4	151	14-028S	113	15-051-27	114
13-010	99	14-0281S	113	15-051-30	114
13-011	99	14-0282S	113	15-052-27	114
13-014	99	14-0286S	113	15-053-27	114
13-020	99	14-0287S	113	15-055-19	114
13-031	99	14-030	111	15-061-26	115
13-032	99	14-031	111	15-065	115
13-050	99	14-032	111	15-067	115
13-051	99	14-0401T	111	15-0681	116
13-052	99	14-0401TK	111	15-071-23	116
13-061	30, 99	14-0401TL	111	15-071-25	116
13-092	140	14-040T	111	15-071-27	116
13-0979	140	14-040TK	111	15-073-27	116
13-097-23	140	14-040TL	111	15-079L	117
13-097-27	140	14-0411T	112	15-091-13/23	117
13-1081-23	140	14-0411TL	112	15-1051-30	118
13-1091-23	140	14-041T	112	15-1067	115
13-110	100	14-041TK	112	15-1149R	116
13-137	101	14-042T	111	15-119	116
13-138	101	14-043T	112	15-129-0.3	115
13-139/I	101	14-0431T	112	15-129-0.4	115
13-141	108	14-045T	110	15-133-0.3	115
13-142	108	14-052T	111	15-133-0.4	115
13-146	108	14-060A	109	15-159-25	117
13-1491	103	14-060T	110	15-159-27	117
13-150T	101	14-0601T	110	15-169-23	117
13-151S	102	14-061T	110	15-170	117
13-152S	102	14-062T	110	15-183	116
13-153S	102	14-080A	109	15-203	116
13-154T	102	14-080LA	109	15-301/303	119
13-155T	102	14-081LA	109	15-307T	119
13-160	104	14-082A	109	15-308T	119
13-170	104	15-001-23	114	15-371-25	118
13-171	104	15-009	114	15-373-25	118
13-172	104	15-011C-19	114	15-376	118
13-181	100	15-013-19	114	15-379-25	118
13-182	103	15-025	117	15-450-27	118
13-183	103	15-027	119	16-010	123
13-184	103	15-029	119	16-011	123

16-0111	123	16-137	124	20-050	44, 127
16-012S	124	16-138	122	20-061	29, 100
16-013S	124	16-139	124	20-1011	127
16-020T	37	16-140	120	20-1021	127
16-0300	124	16-141	120	20-1031T	127
16-0301	124	16-142B	120	20-1041T	127
16-030-14	121	16-143B	120	20-121	127
16-030-15	121	16-153	105	20-122	127
16-030-16	121	16-173S	124	20-131	106
16-030-17	121	16-174S	124	20-131	125
16-030-18	121	16-253	121	20-201	107, 125
16-030-19	121	16-2806	121	20-202	107, 126
16-030-20	121	16-2807	122	20-203	107, 126
16-030-21	121	16-2808	121	20-204	100
16-030-22	121	16-2853	10, 122	20-204D	18
16-0303	124	16-50S	122	20-2041	100
16-0305	124	16-50T	122	20-207	106
16-0306	124	18-300	129	20-2071	106
16-0307	124	18-300-1	129	20-2073	32, 106
16-0308	124	18-301	129	21-602-1	77
16-0309	124	18-301-1	129	21-R1125	23
16-0310	124	18-302	129	21-R1320	23
16-0311	124	18-303	129	21-R2023	23
16-0341T	121	18-303	129	21-R2027-8	23
16-036T	121	18-303-1	129	21-R2030	23
16-041	121	18-304	129	21-R2225	23
16-042	121	18-305	129	21-R2227	23
16-050-3.5	120	18-305-1	129	21-R2327	23
16-050-5.0	120	18-307	129	21-R3027	24
16-051-2.5	120	18-308	129	21-R4025	24
16-051-2.5B	120	18-318	130	21-R4027	24
16-051-3.5B	120	18-319	130	21-R4427	24
16-052-5.0B	120	18-320	130	21-R7001	25
16-060	124	18-321	130	21-R7002	25
16-061	123	18-322	130	21-R7004	25
16-062	123	18-323	130	21-R7004RD	25
16-063	123	18-324	130	21-R7011	25
16-064	123	18-325	130	21-R7012	25
16-065	123	18-326	130	21-R7026	25
16-066	123	18-327	130	21-R7430	24
16-067	123	18-328	130	22-R1404	21
16-072	122	18-331	130	22-R1404S	21
16-080S	71	18-332	130	22-R1410	21
16-081S	71	18-333	130	22-R2002	21
16-090S	68	18-334	130	22-R2090	21
16-092S	68	18-335	130	22-R2801	21
16-111	123	18-336	130	22-R3305	21
16-115	123	20-001	105, 126	22-R3373	21
16-127	124	20-0011	106, 125	22-R3377	21
16-135	124	20-002	105, 126		
16-136	122	20-013	105, 125		

AquaFree Yellow		CAT-26	13	SP-30	16
Aspheric Hydrophobic	10, 11	CC-22	17	SP-45	16
AquaFree Yellow		CC-24	17	TR-10	16
Preloaded	10, 11	CC-26	17	TR-17	16
Eco-Flex		CC-27	17	VE2200	10
Preloaded	12	CC-30	17	VE2200	13
Hydro-Flex PLUS	12	CCD-22	17	VRA-19	17
Hydro-Sense		CCD-24	17	VRA-19	144
Aspheric	12	CCD-26	17	VRA-20	17
Hydro-Sense		CCD-27	17	VRA-20	144
Aspheric Yellow	12	CR-20	17	VRA-23	17
SmartBlue	34	PD-60	17	VRA-23	144
SmartVisc	10, 15	PK-11	16	VRS-19	17
SmartVisc PLUS	10, 15	R2-40405	20	VRS-19	144
SUPREME	10, 14	SL-22	16	VRS-20	17
VitreoBlue	34	SL-24	16	VRS-20	144
VitreoBlue Plus	34	SL-26	16	VRS-23	17
VitreoOcta	34	SL-27	16	VRS-23	144
CAT-22	10	SL-28	16		
CAT-22	13	SL-32	16		
CAT-24	13	SP-15	16		

CERTIFICATES

ANSI/ASQ Z1.4 : 2008

BS EN 556 -1: 2001

BS EN ISO 10993-1: 2020

BS EN ISO 11737-1:2018+A1:2021"

BS EN ISO 15223 -1:2021

BS EN ISO 19011:2018

BS EN ISO 9000 : 2015

DIN EN 556 -1:2002

DIN EN ISO 11607-1:2020

DIN EN ISO 15223-1:2022

DIN EN ISO 15798:2022

EN 62366-1:2015

EN 868-3:2017

EN ISO 13485:2016/AC:2018

EN ISO 14971:2019/A11:2021

EN ISO 15223-1:2021

EN ISO 17664-1:2021

EN ISO 17664-1:2021

EN ISO 20417:2021

ISO 10012 : 2003

ISO 10993 -1: 2018

ISO 10993-1:2018

ISO 10993-10:2021

ISO 10993-11:2017

ISO 10993-12:2021

ISO 10993-13:2010

ISO 10993-16:2017

ISO 10993-3 :2014

ISO 10993-5 :2009

ISO 10993-5:2009

ISO 10993-6 :2016

ISO 10993-7:2008/Cor 1:2009

ISO 10993-9:2019

ISO 11135:2014/Amd 1:2018

ISO 11137-1:2006/AMD 2:2018

ISO 11137-2:2013/AMD 1

ISO 11138-7:2019

ISO 11607-1:2019/CD AMD 1

ISO 11607-2:2019/CD AMD 1

ISO 11737-1:2018/AMD 1:2021

ISO 11737-2:2019

ISO 11979 - 2 : 2014

ISO 11979 - 3 : 2012

ISO 11979 - 4 : 2008/Amd 1:2012

ISO 11979 - 6 : 2014

ISO 11979 - 7 : 2018

ISO 11979-1:2018

ISO 11979-10:2018

ISO 11979-5:2020

ISO 11979-8:2017

ISO 13485:2016

ISO 13485:2016

ISO 14155:2020

ISO 14630:2012

ISO 14644 - 2:2015

ISO 14644 - 5 : 2004

ISO 14644 -1: 2015

ISO 14971:2019

ISO 14971:2019

ISO 15223-1:2021

ISO 15223-1:2021

ISO 15798:2022

ISO 17665 -1: 2006

ISO 20857: 2010

ISO 2248:1985

ISO 7151:1988

ISO 7153-1:2016

ISO 7741:1986

ISO 8655-2:2022

ISO 8655-6:2022

ISO 9001:2015

MDD 93/42/EEC

NF EN 556-1:2002

NF EN ISO 11737 - 2 : 2020

NF EN ISO 11737-1: 2018

NF EN ISO 13485 : 2016

NF EN ISO 14155 : 2020

NF EN ISO 17665 -1: 2006

RUMEX International Company
Head Office: 14240 Carlson Circle,
Building K, Suite 8, Tampa,
FL 33626, USA

USA, Canada:

☎ +1 (727) 535 9600

☎ +1 (877) 77 RUMEX (Toll-Free)

☎ +1 (727) 535 8300

✉ usacs@rumex.com

Europe, Asia, Africa, Latin America:

☎ +371 6616 3182

✉ customerservice@rumex.com

✉ rumex@rumex.com

🏠 www.rumex.com

